


SECTION 4 CHARTS AND DIAGRAMS

NOTES OF SCHEMATIC DIAGRAM

Safety precautions

The Components identified by the symbol  are critical for safety. For continued safety, replace safety critical components only with manufacturer's recommended parts.

1. Units of components on the schematic diagram

Unless otherwise specified.

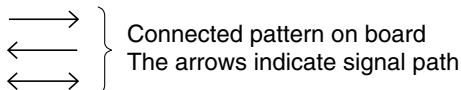

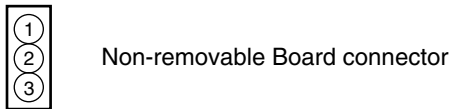
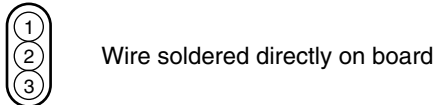
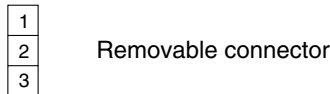
- 1) All resistance values are in ohm. 1/6 W, 1/8 W (refer to parts list).
Chip resistors are 1/16 W.
K: K Ω (1000 Ω), M: M Ω (1000K Ω)
- 2) All capacitance values are in μ F, (P: PF).
- 3) All inductance values are in μ H, (m: mH).
- 4) All diodes are 1SS133, MA165 or 1N4148M (refer to parts list).

2. Indications of control voltage

AUX : Active at high.

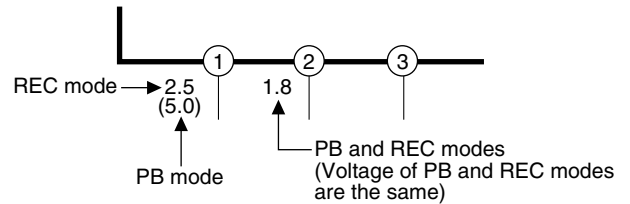
$\overline{\text{AUX}}$ or AUX(L) : Active at low.

3. Interpreting Connector indications



4. Voltage measurement

- 1) Regulator (DC/DC CONV) circuits
REC : Colour bar signal.
PB : Alignment tape (Colour bar).
— : Unmeasurable or unnecessary to measure.
- 4) Indication on schematic diagram
Voltage Indications for REC and PB mode on the schematic diagram are as shown below.








Note: If the voltages are not indicated on the schematic diagram, refer to the voltage charts.



5. Signal path Symbols

The arrows indicate the signal path as follows.

NOTE : The arrow is DVC unique object.

-  Playback signal path
-  Playback and recording signal path
-  Recording signal path (including E-E signal path)
-  Capstan servo path
-  Drum servo path

(Example)

-  R-Y Playback R-Y signal path
-  Y Recording Y signal path

6. Indication of the parts for adjustments

The parts for the adjustments are surrounded with the circle as shown below.



7. Indication of the parts not mounted on the circuit board

"OPEN" is indicated by the parts not mounted on the circuit board.



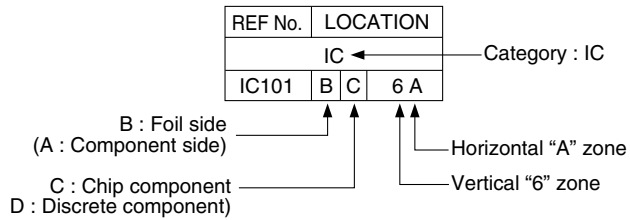
CIRCUIT BOARD NOTES

1. Foil and Component sides

- 1) Foil side (B side) :
Parts on the foil side seen from foil face (pattern face) are indicated.
- 2) Component side (A side) :
Parts on the component side seen from component face (parts face) indicated.

2. Parts location guides

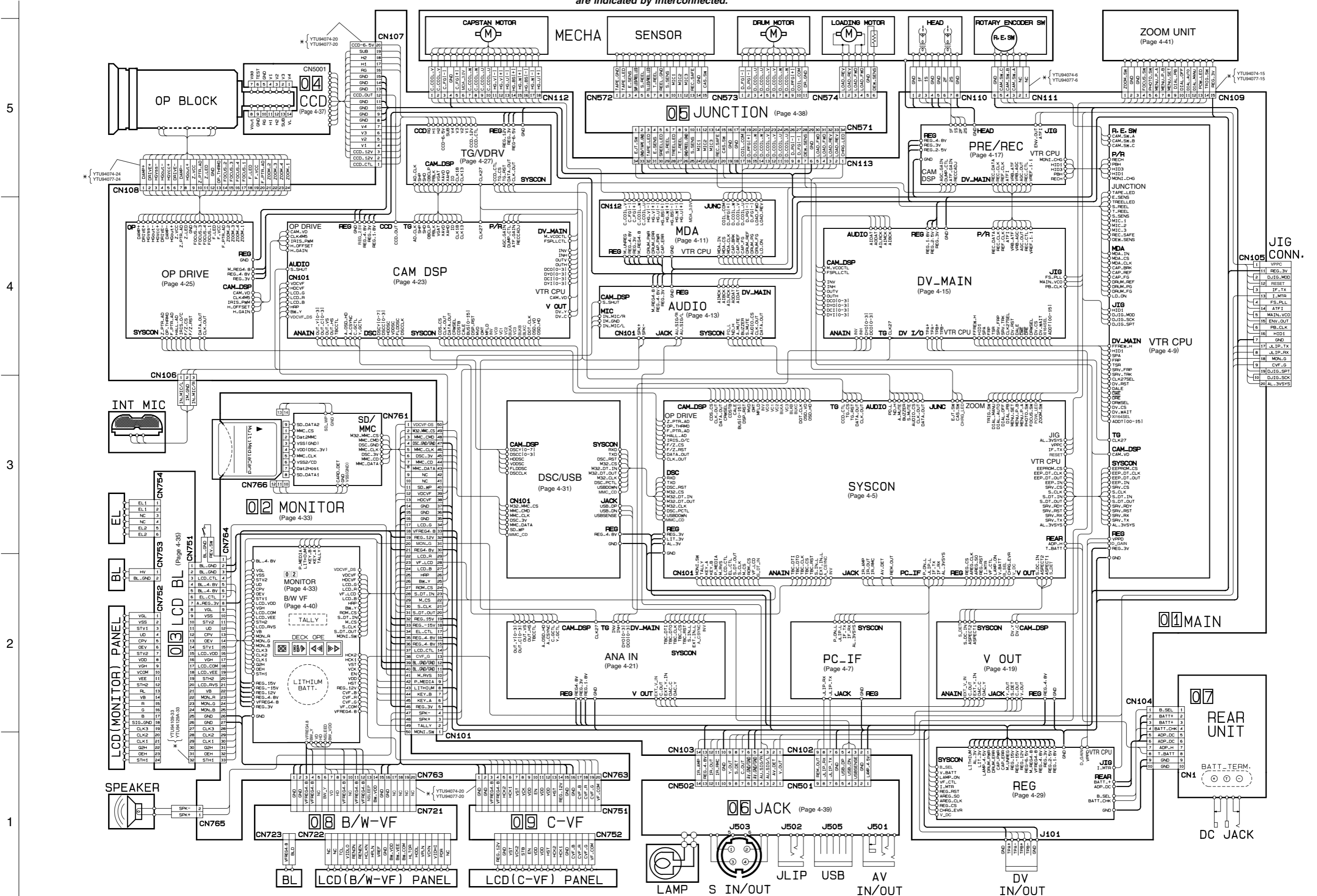
Parts location are indicated by guide scale on the circuit board.



Note: For general information in service manual, please refer to the Service Manual of GENERAL INFORMATION Edition 4 No. 82054D (January 1994).

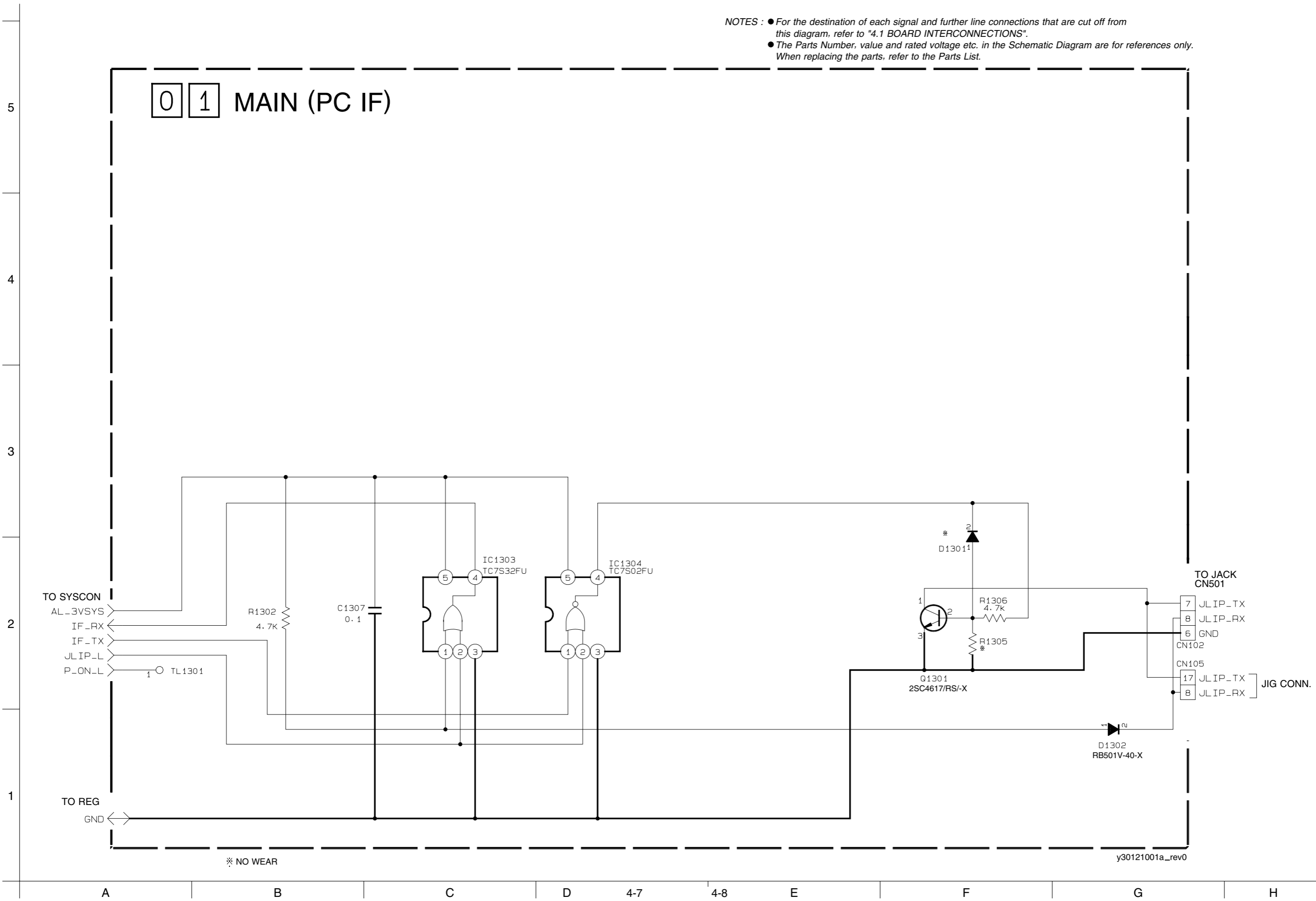
4.1 BOARD INTERCONNECTIONS

NOTE) * : The number of patch cords are indicated by interconnects.



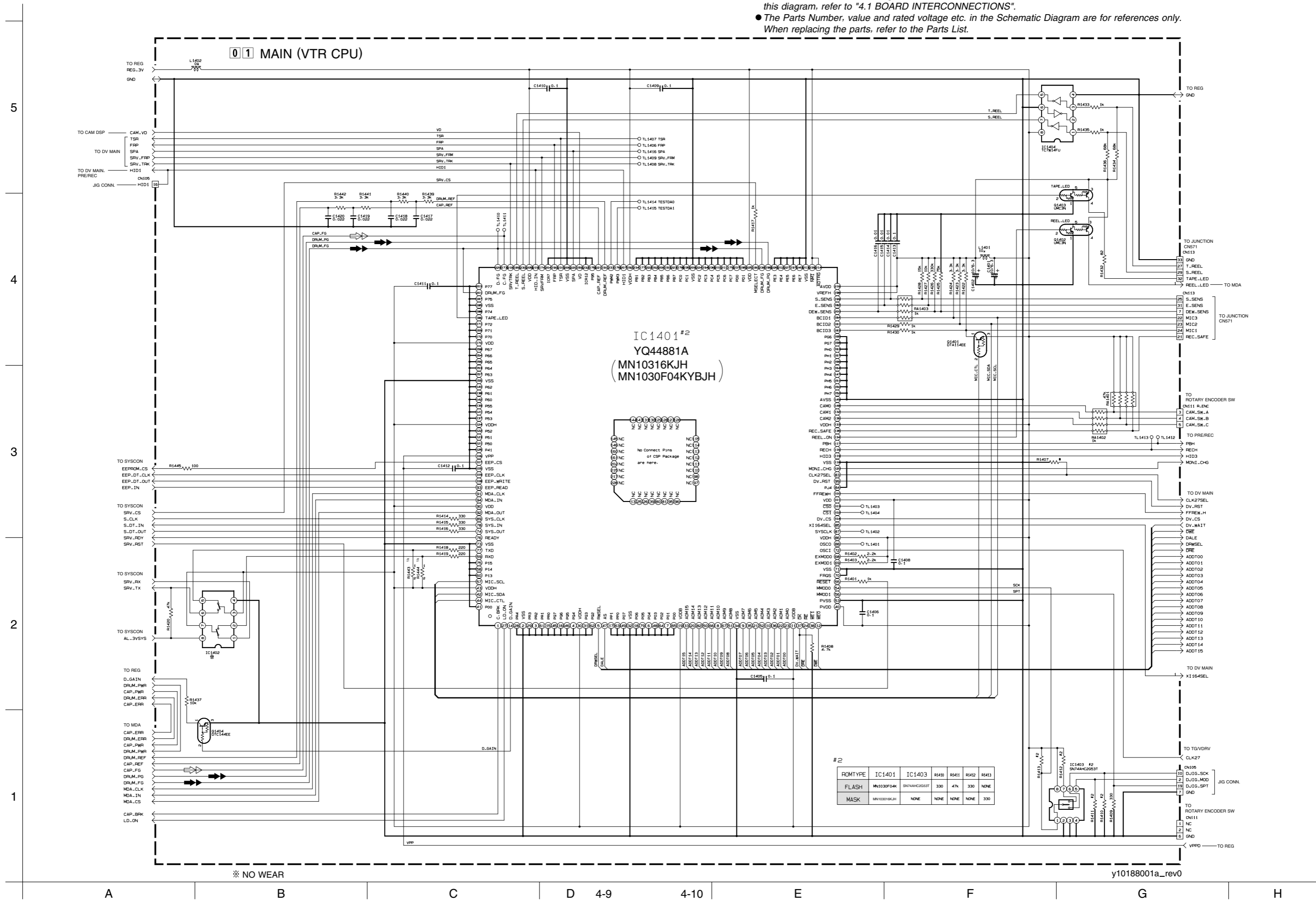
4.3 PC IF SCHEMATIC DIAGRAM

NOTES : ● For the destination of each signal and further line connections that are cut off from this diagram, refer to "4.1 BOARD INTERCONNECTIONS".
 ● The Parts Number, value and rated voltage etc. in the Schematic Diagram are for references only. When replacing the parts, refer to the Parts List.



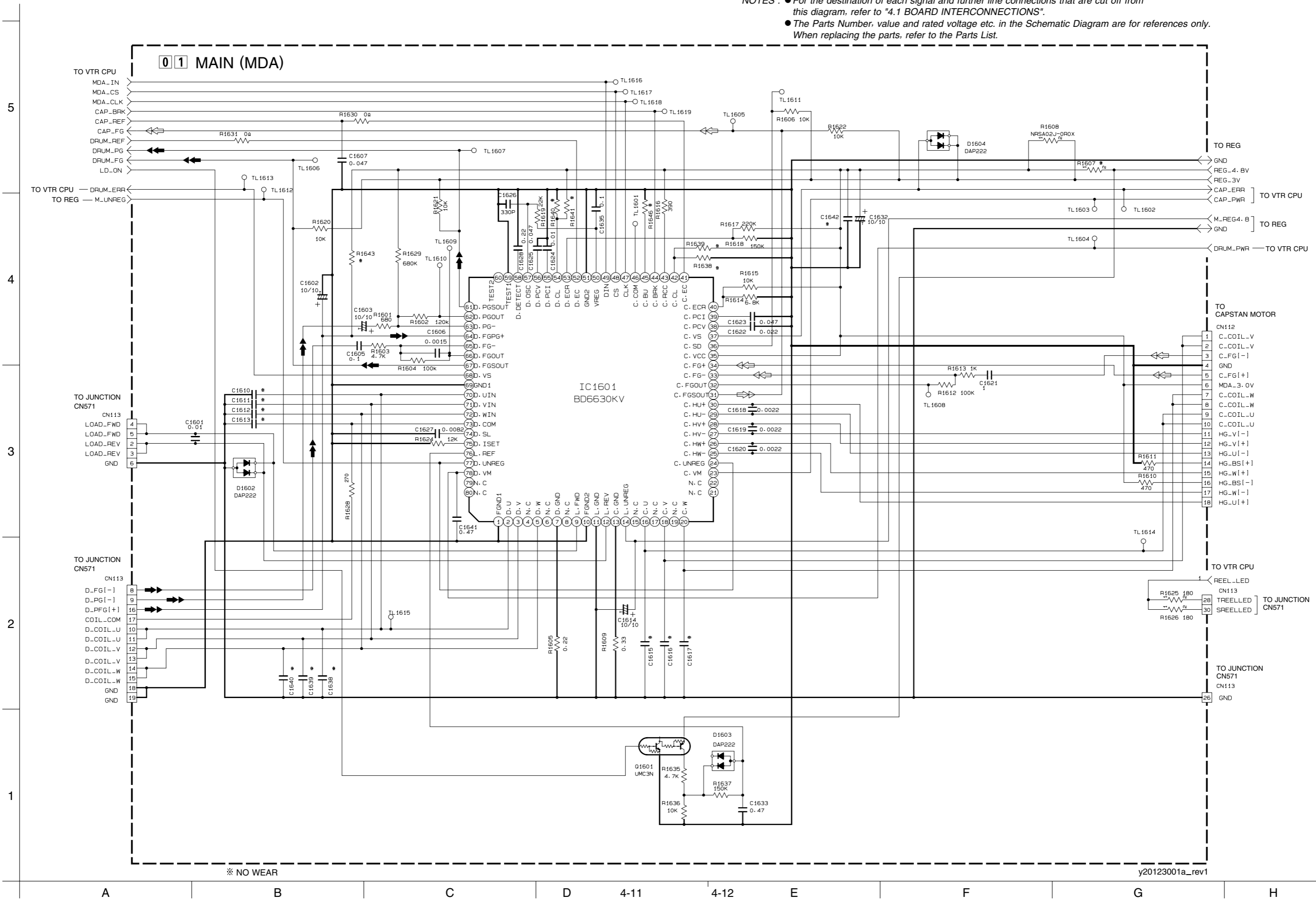
4.4 VTR CPU SCHEMATIC DIAGRAM

NOTES : ● For the destination of each signal and further line connections that are cut off from this diagram, refer to "4.1 BOARD INTERCONNECTIONS".
 ● The Parts Number, value and rated voltage etc. in the Schematic Diagram are for references only. When replacing the parts, refer to the Parts List.



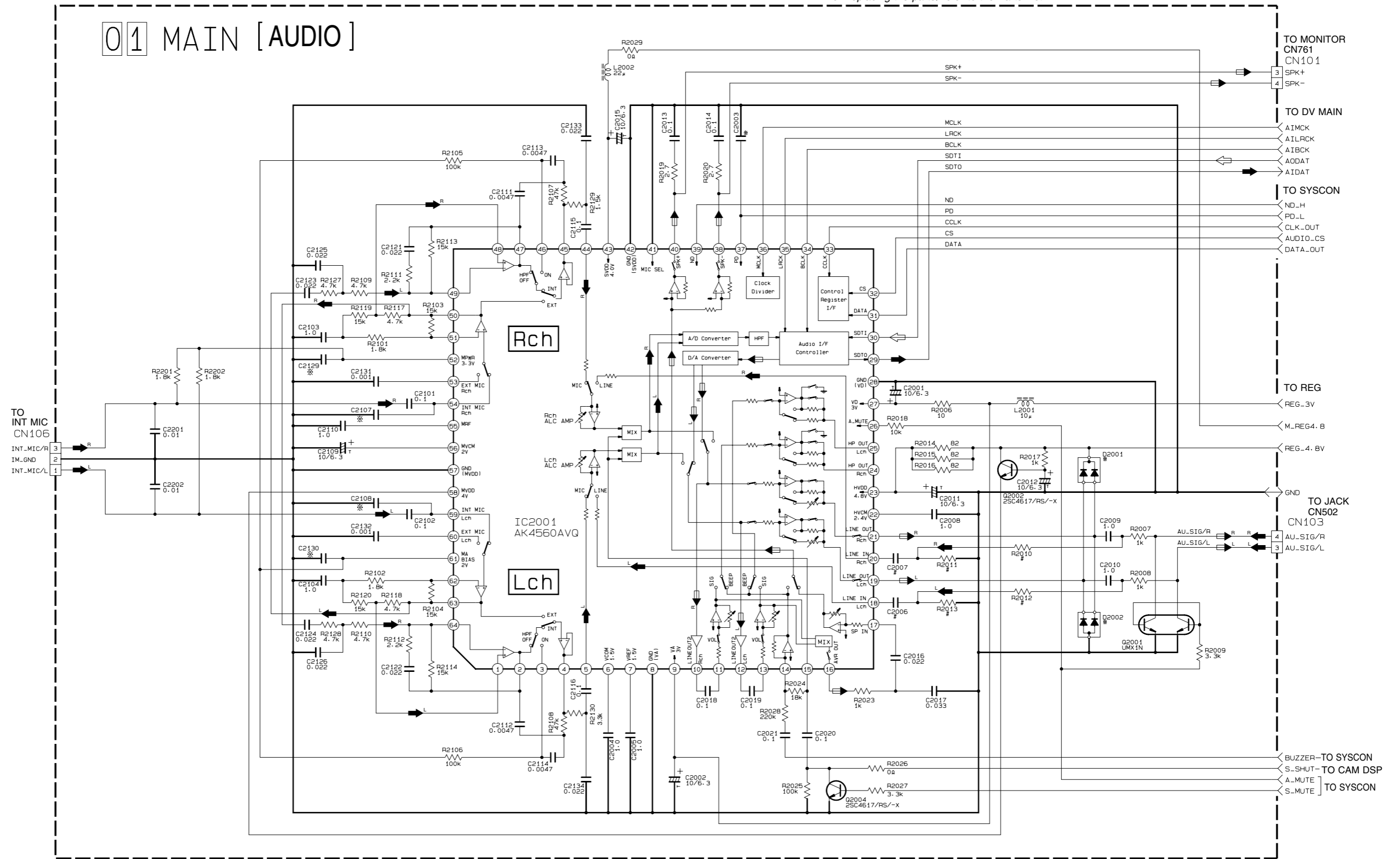
4.5 MDA SCHEMATIC DIAGRAM

NOTES : ● For the destination of each signal and further line connections that are cut off from this diagram, refer to "4.1 BOARD INTERCONNECTIONS".
 ● The Parts Number, value and rated voltage etc. in the Schematic Diagram are for references only. When replacing the parts, refer to the Parts List.



4.6 AUDIO SCHEMATIC DIAGRAM

NOTES : ● For the destination of each signal and further line connections that are cut off from this diagram, refer to "4.1 BOARD INTERCONNECTIONS".
 ● The Parts Number, value and rated voltage etc. in the Schematic Diagram are for references only. When replacing the parts, refer to the Parts List.



※ NO WEAR

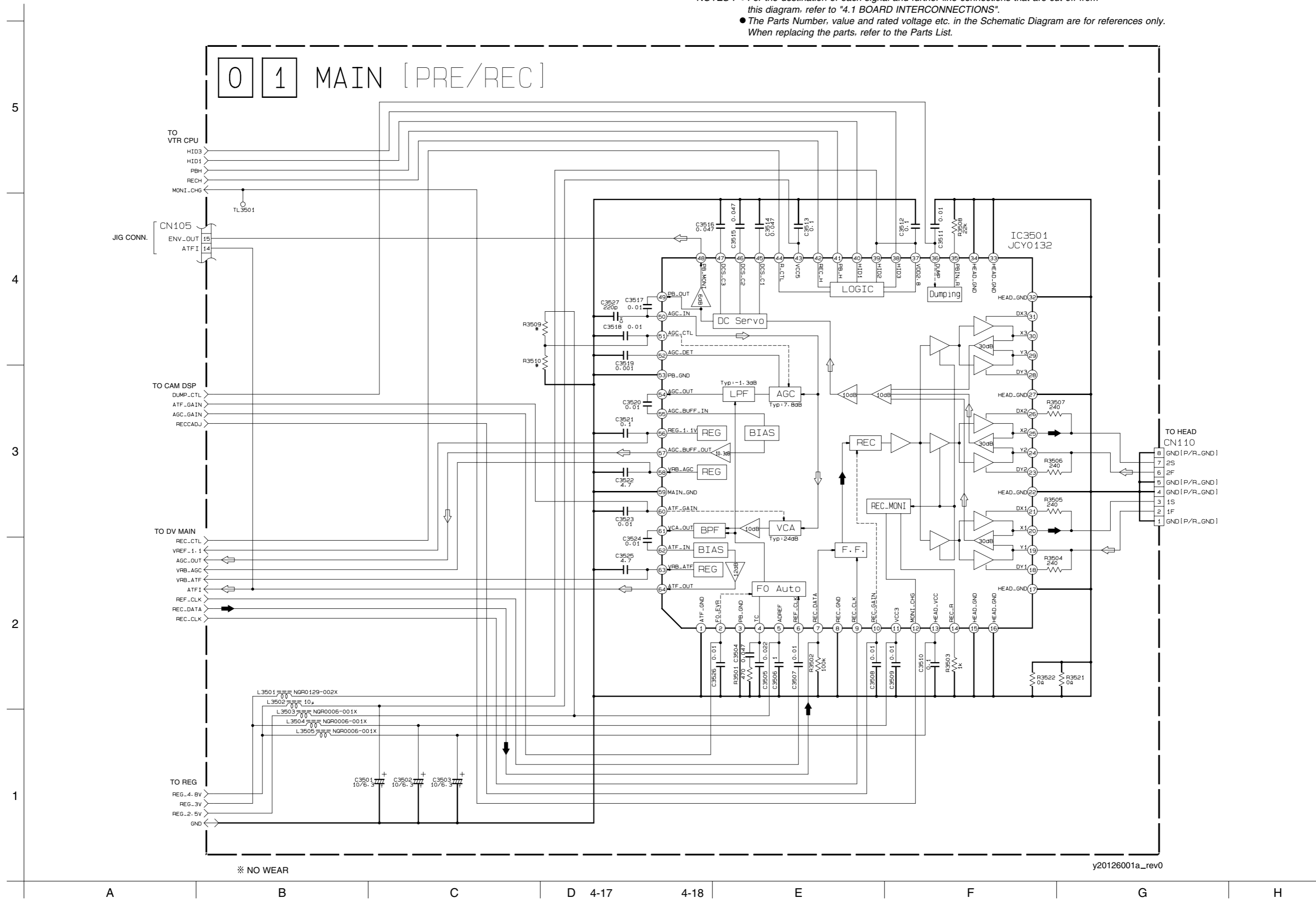
EXCHANGE PARTS LIST

	ANALOG IN	
	YES	NO
R2010	27k	※
R2011	22k	0.8
R2012	27k	※
R2013	22k	0.8
C2006	0.1	0.01
C2007	0.1	0.01

y20124001a_rev0

4.8 PRE/REC SCHEMATIC DIAGRAM

NOTES : ● For the destination of each signal and further line connections that are cut off from this diagram, refer to "4.1 BOARD INTERCONNECTIONS".
 ● The Parts Number, value and rated voltage etc. in the Schematic Diagram are for references only. When replacing the parts, refer to the Parts List.

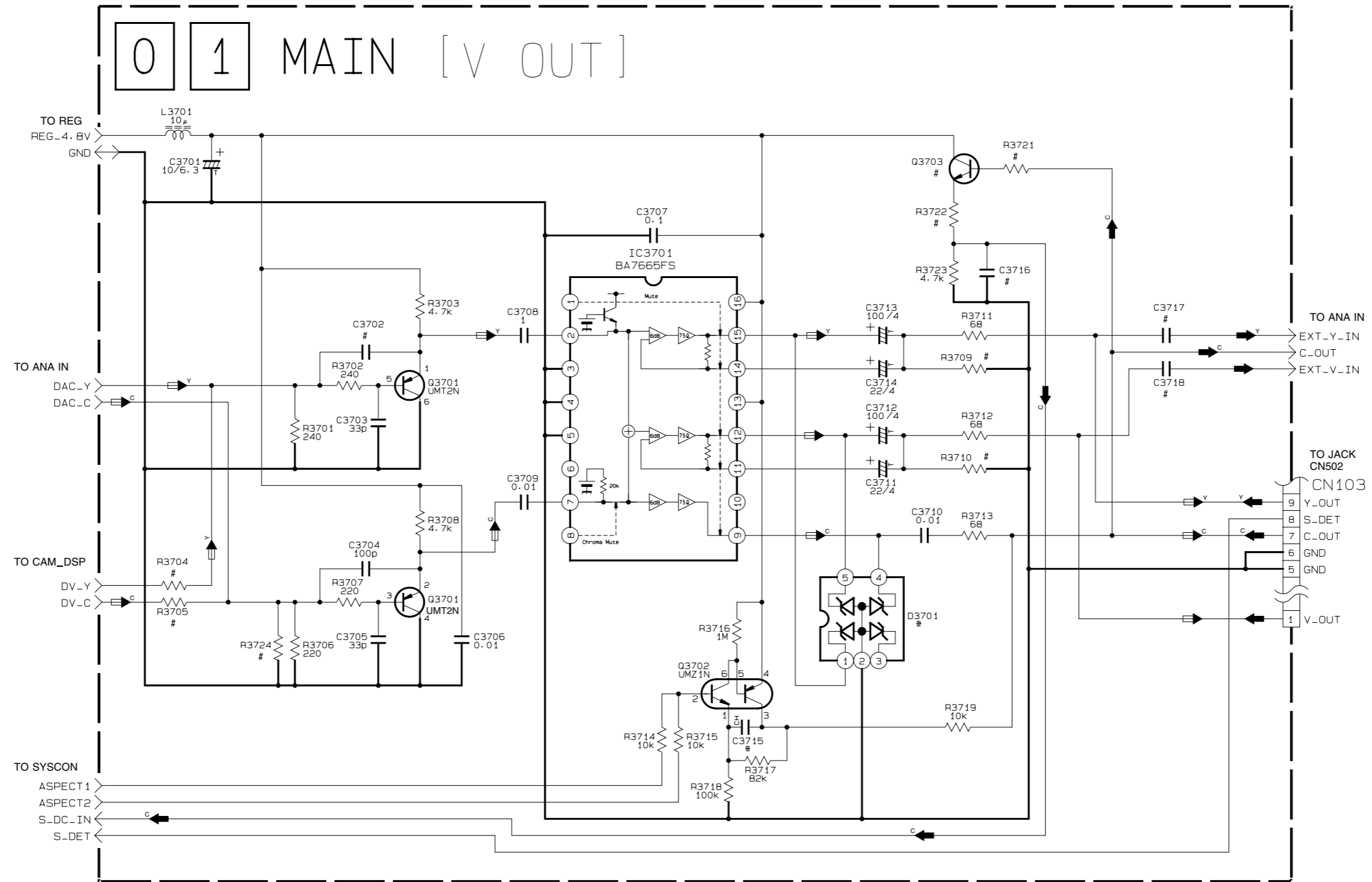


※ NO WEAR

y20126001a_rev0

4.9 V OUT SCHEMATIC DIAGRAM

NOTES : ● For the destination of each signal and further line connections that are cut off from this diagram, refer to "4.1 BOARD INTERCONNECTIONS".
 ● The Parts Number, value and rated voltage etc. in the Schematic Diagram are for references only. When replacing the parts, refer to the Parts List.



※ NO WEAR

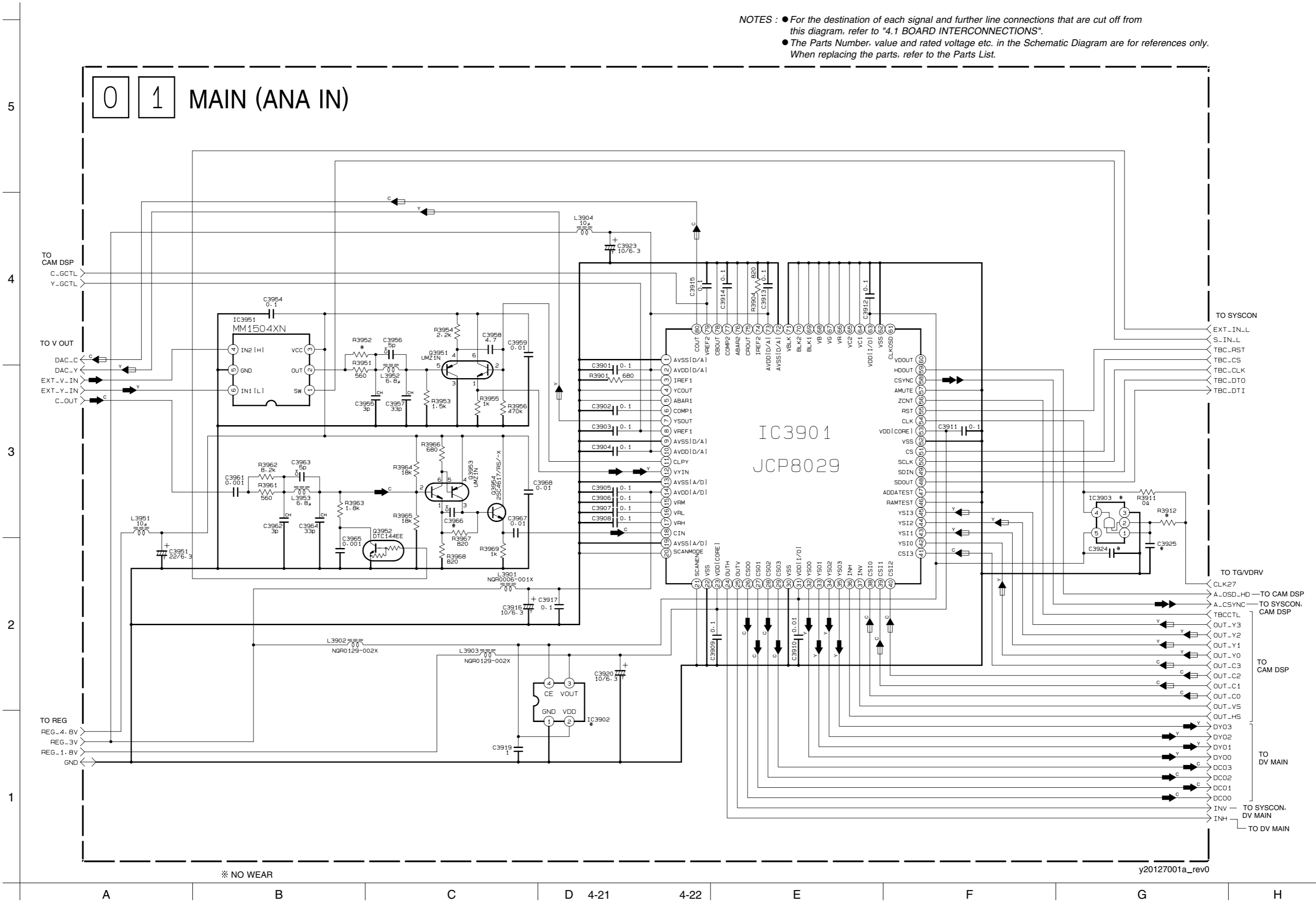
: EXCHANGE PARTS LIST

	With ANALOG INPUT	Without ANALOG INPUT
Q3703	2SC4617/RS/-X	*
R3704	*	0Ω
R3705	*	0Ω
R3709	100k	*
R3710	100k	*
R3721	100	*
R3722	4.7k	*
R3724	*	3.9k
C3702	100p	150p
C3716	0.01	*
C3717	1	*
C3718	1	*

y30123001a_rev0

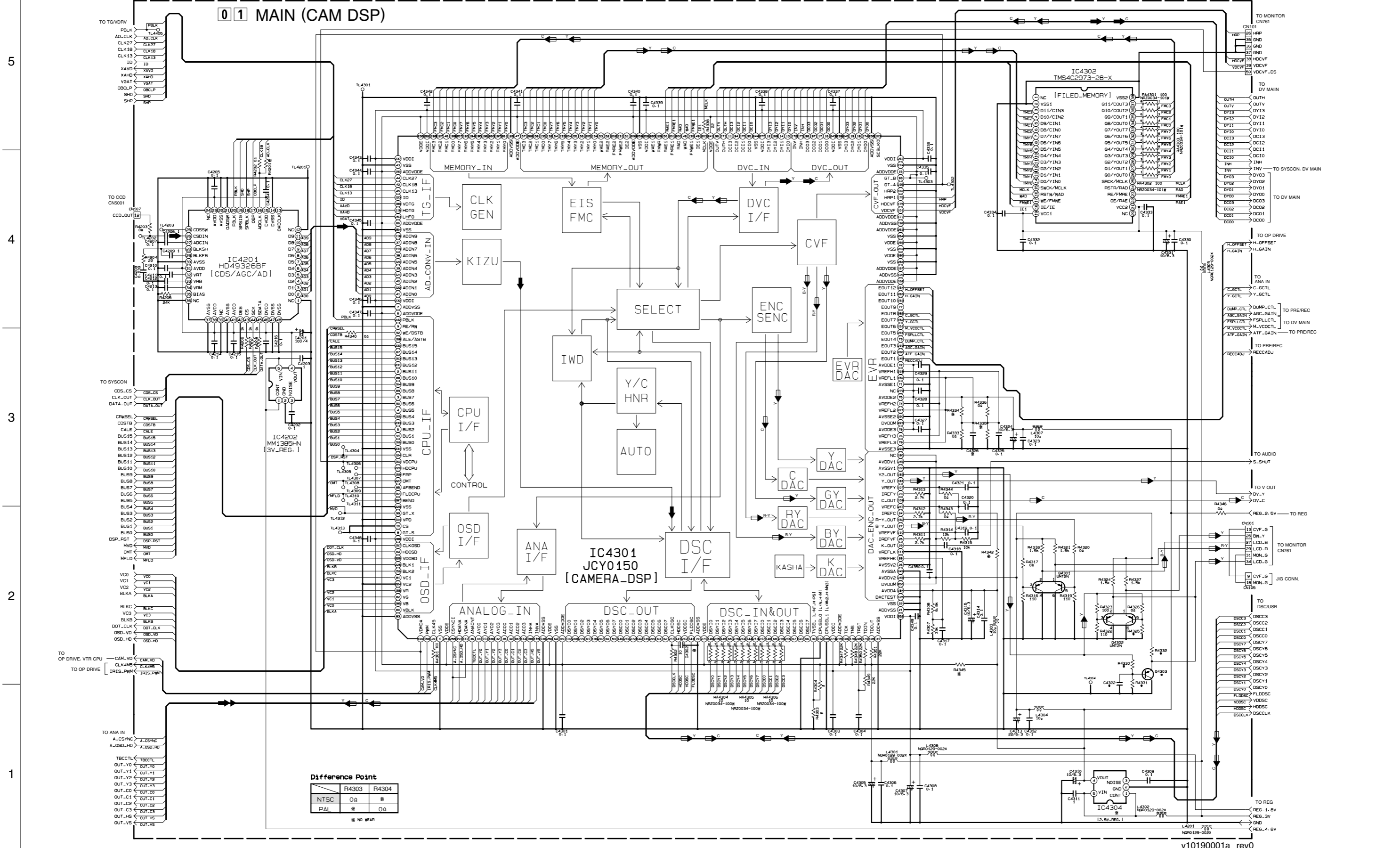
4.10 ANA IN SCHEMATIC DIAGRAM [GR-DVL915U]

NOTES : ● For the destination of each signal and further line connections that are cut off from this diagram, refer to "4.1 BOARD INTERCONNECTIONS".
 ● The Parts Number, value and rated voltage etc. in the Schematic Diagram are for references only. When replacing the parts, refer to the Parts List.



4.11 CAM DSP SCHEMATIC DIAGRAM

NOTES : ● For the destination of each signal and further line connections that are cut off from this diagram, refer to "4.1 BOARD INTERCONNECTIONS".
 ● The Parts Number, value and rated voltage etc. in the Schematic Diagram are for references only. When replacing the parts, refer to the Parts List.



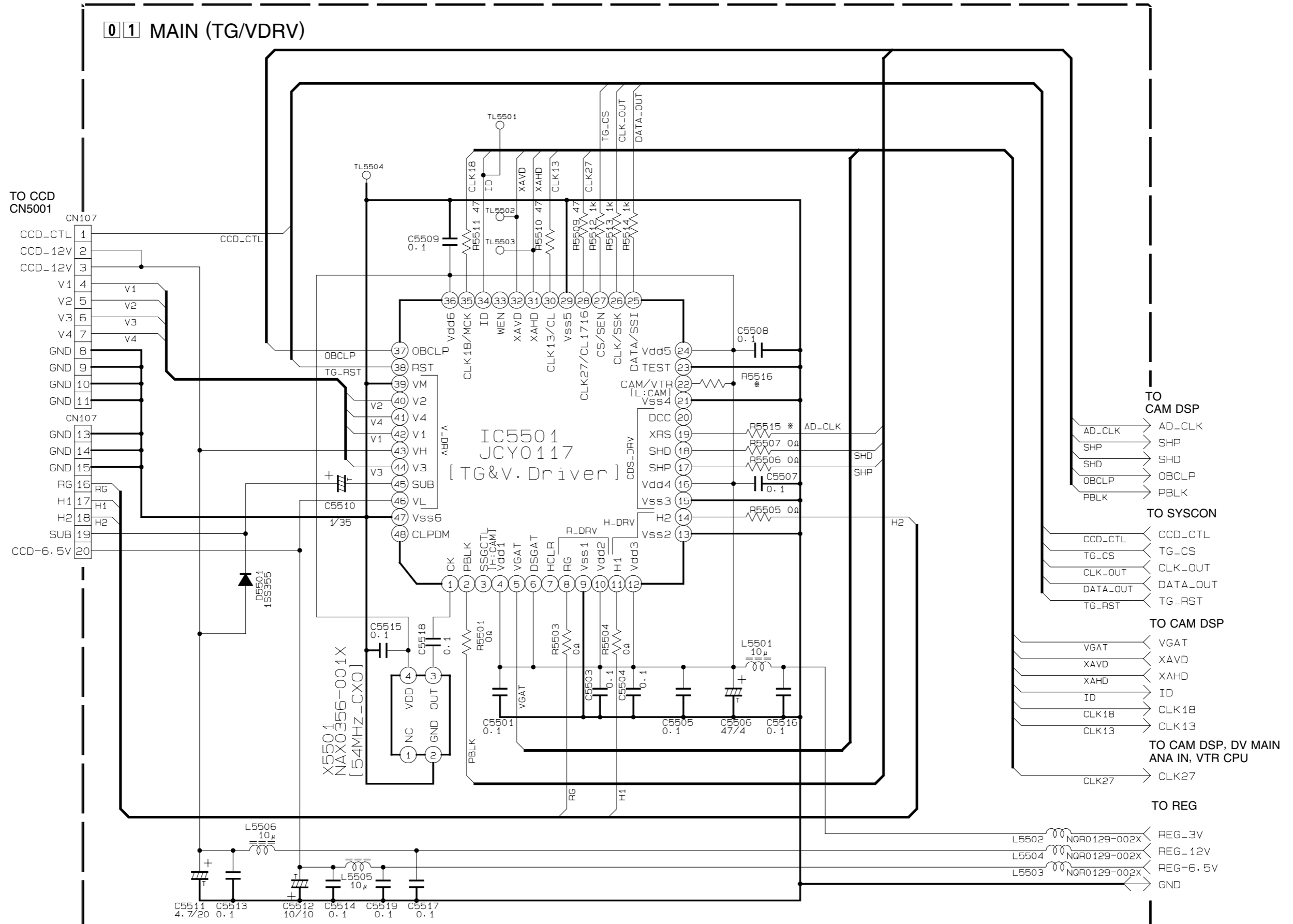
Difference Point

	R4303	R4304
NTSC	0Ω	*
PAL	*	0Ω

* NO WEAR

4.13 TG/VDRV SCHEMATIC DIAGRAM

NOTES : ● For the destination of each signal and further line connections that are cut off from this diagram, refer to "4.1 BOARD INTERCONNECTIONS".
 ● The Parts Number, value and rated voltage etc. in the Schematic Diagram are for references only. When replacing the parts, refer to the Parts List.

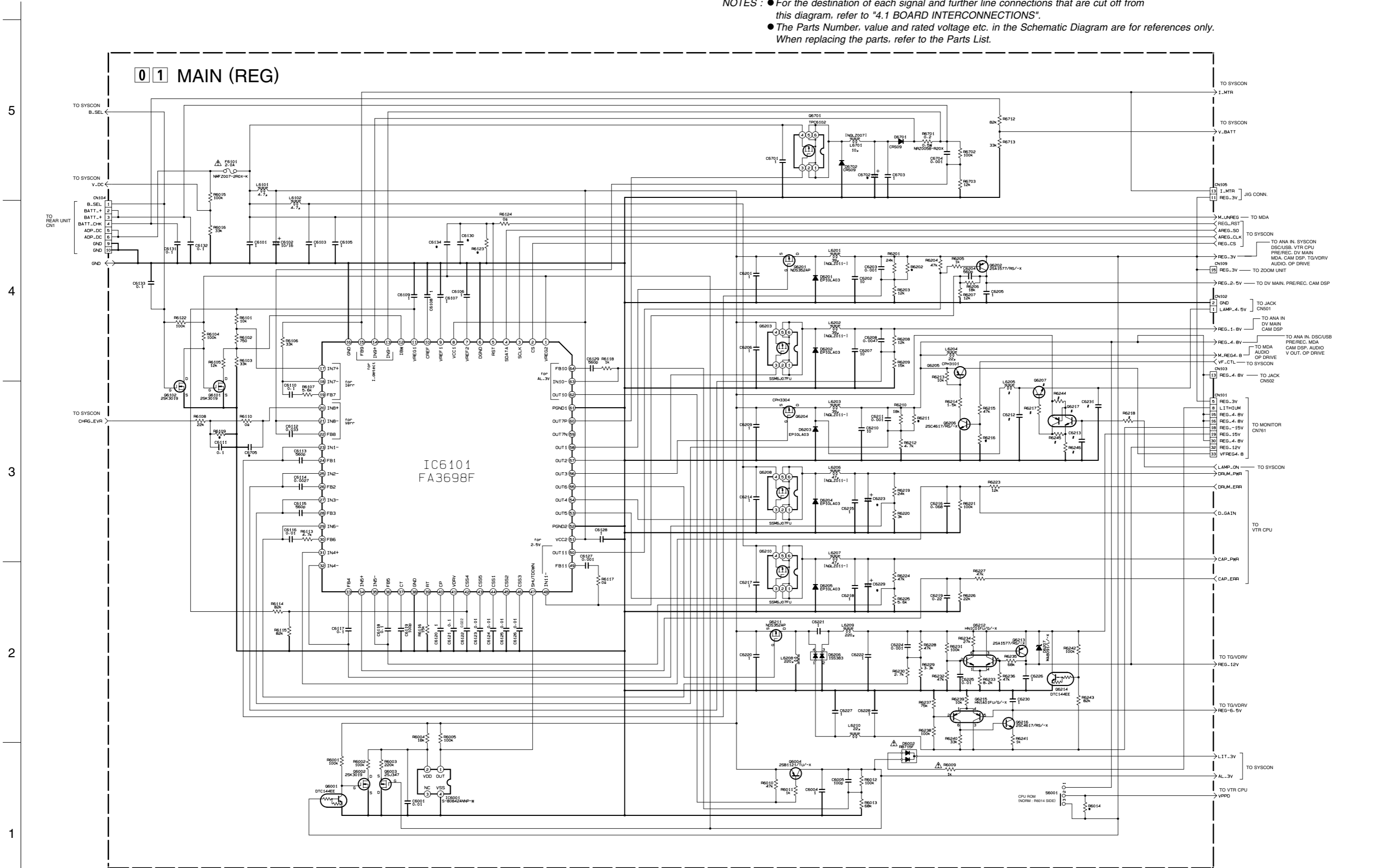


※ NO WEAR

y30126001a_rev0

4.14 REG SCHEMATIC DIAGRAM

NOTES : ● For the destination of each signal and further line connections that are cut off from this diagram, refer to "4.1 BOARD INTERCONNECTIONS".
 ● The Parts Number, value and rated voltage etc. in the Schematic Diagram are for references only. When replacing the parts, refer to the Parts List.



EXCHANGE PARTS LIST

	L6205	Q6207	Q6217	R6217	R6218	R6244	R6245	R6246	C6212	C6213	C6231
with LIGHT	10μ	2SD1621/TU/-X	UMZ1N	150	100k	1.5k	5.6k	2.2k	1	1	0.01
without LIGHT	open	open	open	open	open	open	open	open	open	open	open

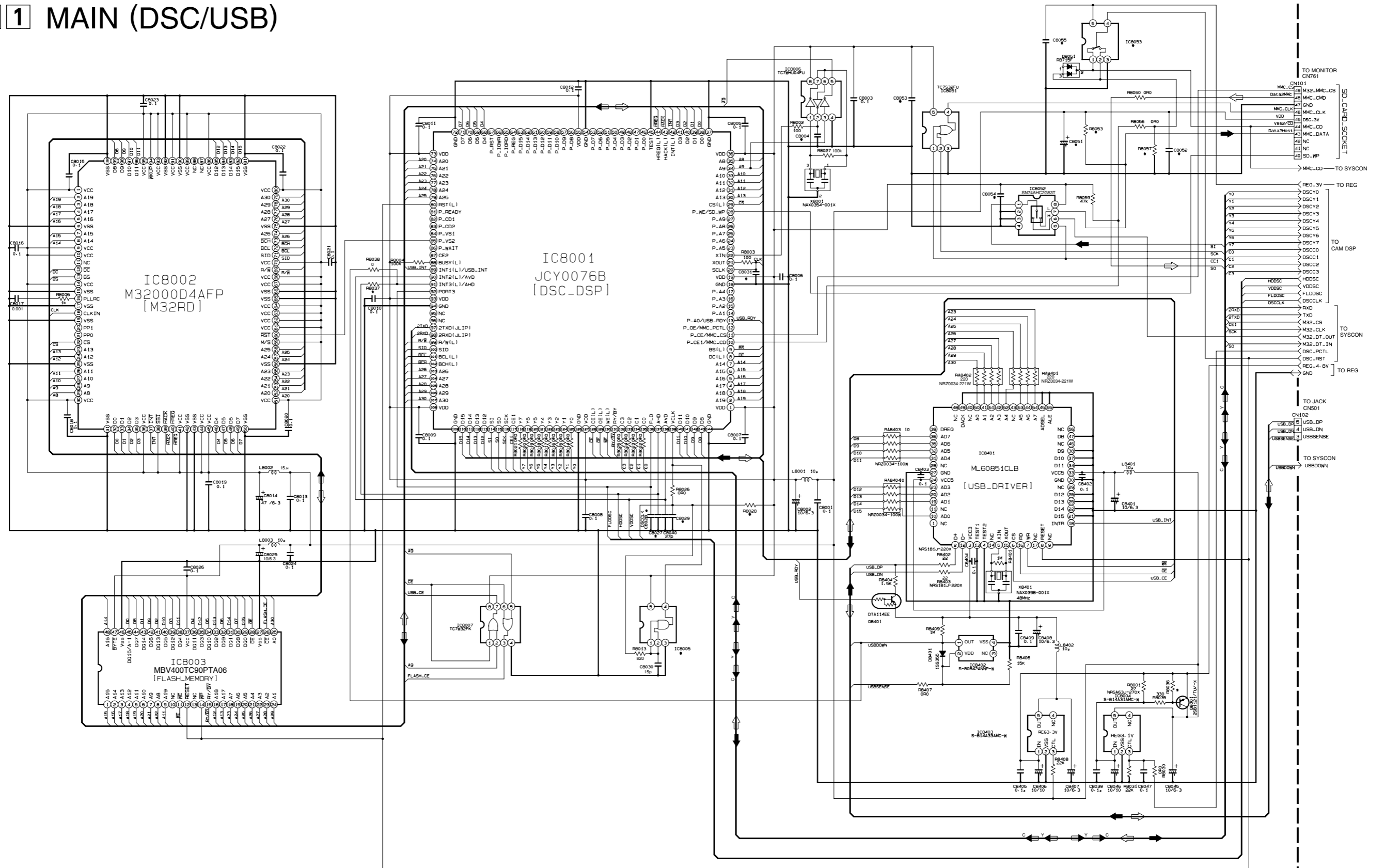
* NO WEAR

y10192001a_rev0

4.15 DSC/USB SCHEMATIC DIAGRAM

NOTES : ● For the destination of each signal and further line connections that are cut off from this diagram, refer to "4.1 BOARD INTERCONNECTIONS".
 ● The Parts Number, value and rated voltage etc. in the Schematic Diagram are for references only. When replacing the parts, refer to the Parts List.

0 1 MAIN (DSC/USB)



※ NO WEAR

y10193001a_rev0

A

B

C

D

4-31

4-32

E

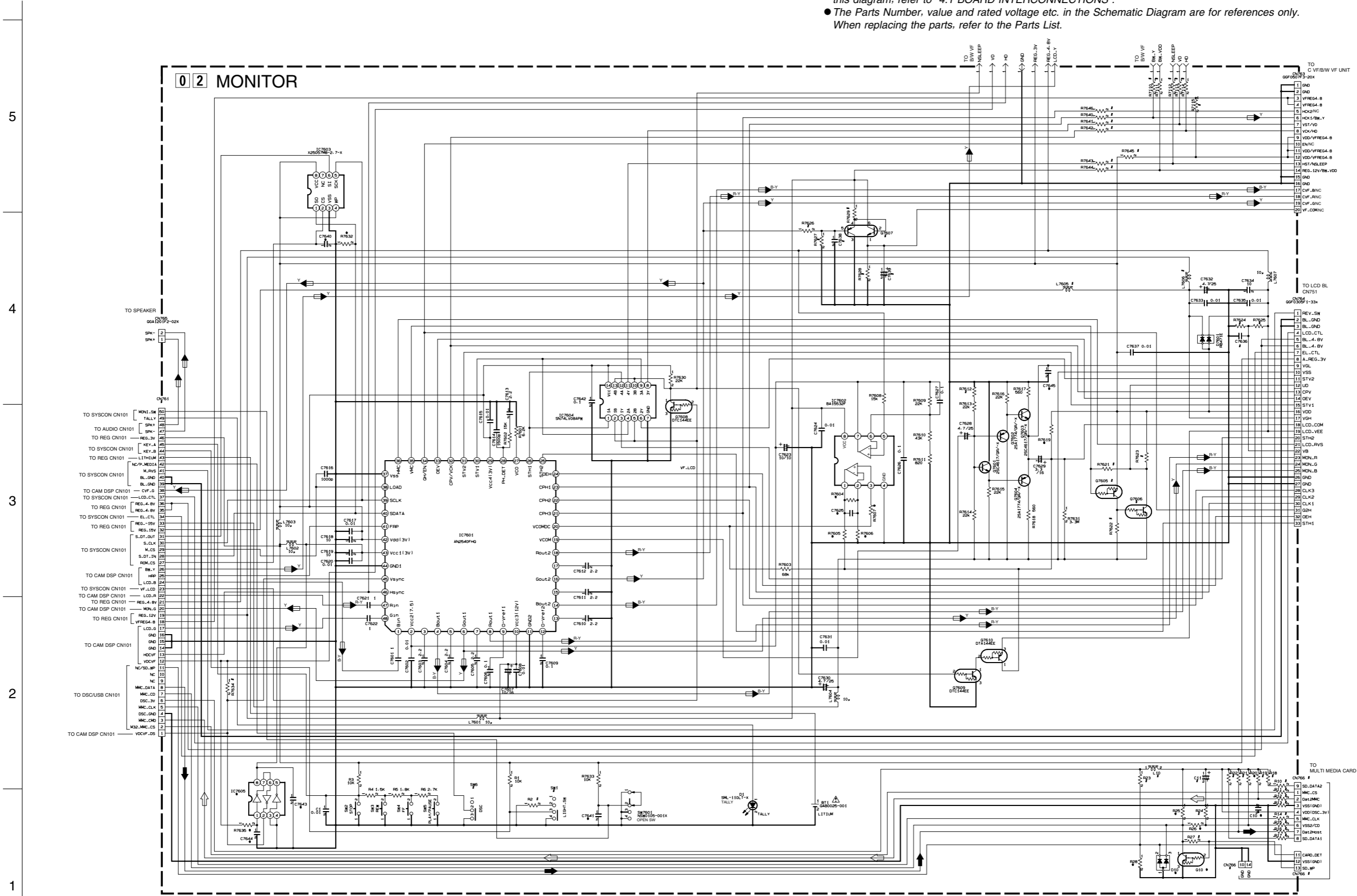
F

G

H

4.16 MONITOR SCHEMATIC DIAGRAM

NOTES : ● For the destination of each signal and further line connections that are cut off from this diagram, refer to "4.1 BOARD INTERCONNECTIONS".
 ● The Parts Number, value and rated voltage etc. in the Schematic Diagram are for references only. When replacing the parts, refer to the Parts List.



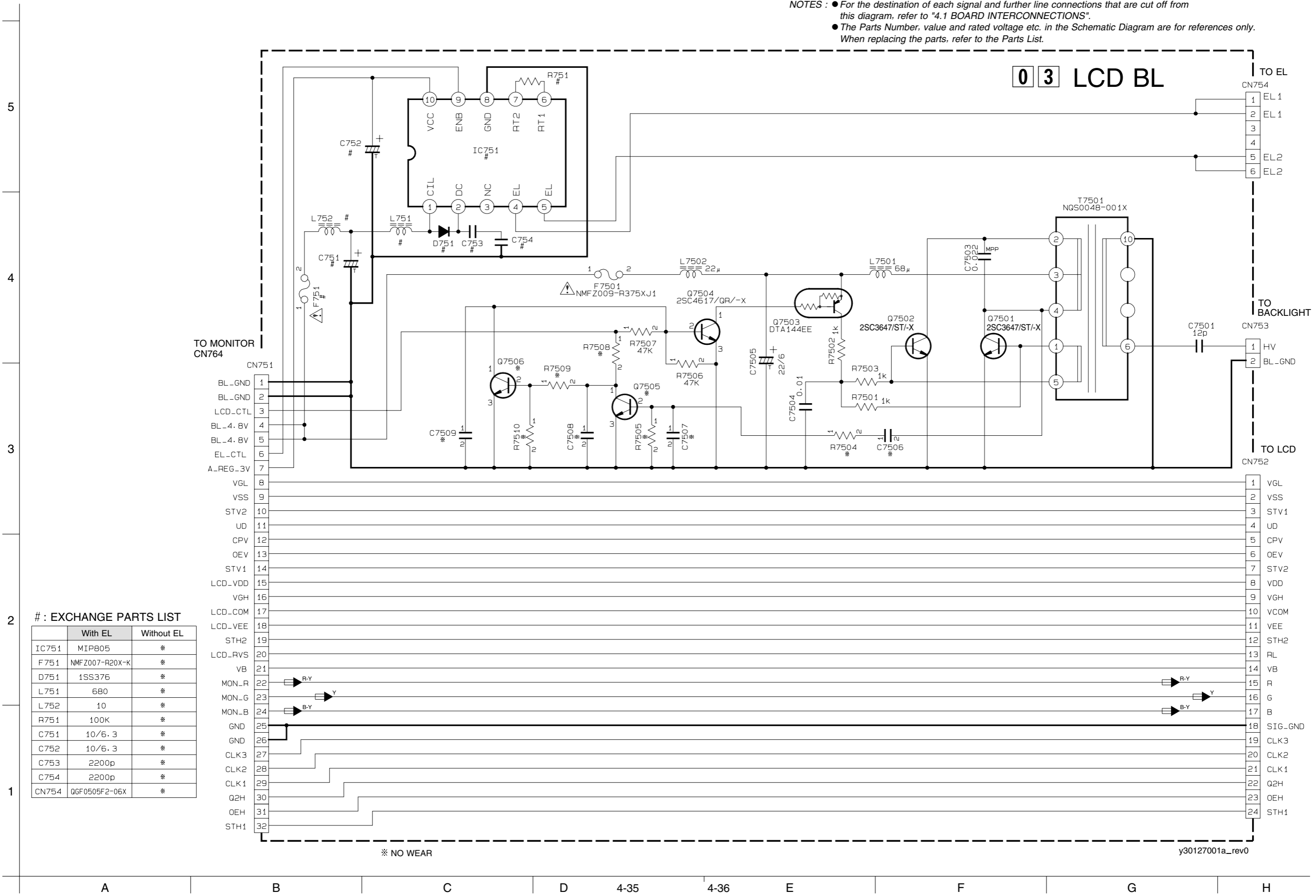
	R710	R711	R712	R713	R714	R715	Q7607	R7606	R7607	R7608	R7609	R7640	R7641	R7642	R7643	R7644	R7645	R7646	C7638	C7639		
CVF MODEL	●	●	●	●	●	●	●	●	●	●	●	●	●	●	●	●	●	●	●	●		
B/W VF MODEL	○	○	○	○	○	○	○	○	○	○	○	○	○	○	○	○	○	○	○	○		
	Q7605	Q7606	L7605	L7606	R7612	R7621	R7622	R7623	R7624	R7625	C7636	C7637	C7638	C7639	C7640	C7641	C7642	C7643	C7644	C7645		
2-Synch MODEL	●	●	●	●	●	●	●	●	●	●	●	●	●	●	●	●	●	●	●	●		
3/3-Synch MODEL	○	○	○	○	○	○	○	○	○	○	○	○	○	○	○	○	○	○	○	○		
	R7634	CH761	CH766	SW6	R10	R11	R12	R13	R14	R15	R16	R17	R18	R19	R20	R21	R22	R23	R24	R27	C11	L10
With DSC	●	●	●	●	●	●	●	●	●	●	●	●	●	●	●	●	●	●	●	●	●	●
Without DSC	○	○	○	○	○	○	○	○	○	○	○	○	○	○	○	○	○	○	○	○	○	○

※ NO WEAR

y10194001a_rev0

4.17 LCD BL SCHEMATIC DIAGRAM

NOTES : ● For the destination of each signal and further line connections that are cut off from this diagram, refer to "4.1 BOARD INTERCONNECTIONS".
 ● The Parts Number, value and rated voltage etc. in the Schematic Diagram are for references only. When replacing the parts, refer to the Parts List.



: EXCHANGE PARTS LIST

	With EL	Without EL
IC751	MIP805	*
F751	NMFZ007-R20X-K	*
D751	1SS376	*
L751	680	*
L752	10	*
R751	100K	*
C751	10/6.3	*
C752	10/6.3	*
C753	2200p	*
C754	2200p	*
CN754	QGF0505F2-06X	*

* NO WEAR

y30127001a_rev0

5
4
3
2
1

A B C D 4-35 4-36 E F G H

TO MONITOR
CN764

- CN751
- 1 BL_GND
- 2 BL_GND
- 3 LCD_CTL
- 4 BL_4.8V
- 5 BL_4.8V
- 6 EL_CTL
- 7 A_REG_3V
- 8 VGL
- 9 VSS
- 10 STV2
- 11 UD
- 12 CPV
- 13 OEV
- 14 STV1
- 15 LCD_VDD
- 16 VGH
- 17 LCD_COM
- 18 LCD_VEE
- 19 STH2
- 20 LCD_RVS
- 21 VB
- 22 MON_R
- 23 MON_G
- 24 MON_B
- 25 GND
- 26 GND
- 27 CLK3
- 28 CLK2
- 29 CLK1
- 30 Q2H
- 31 OEH
- 32 STH1

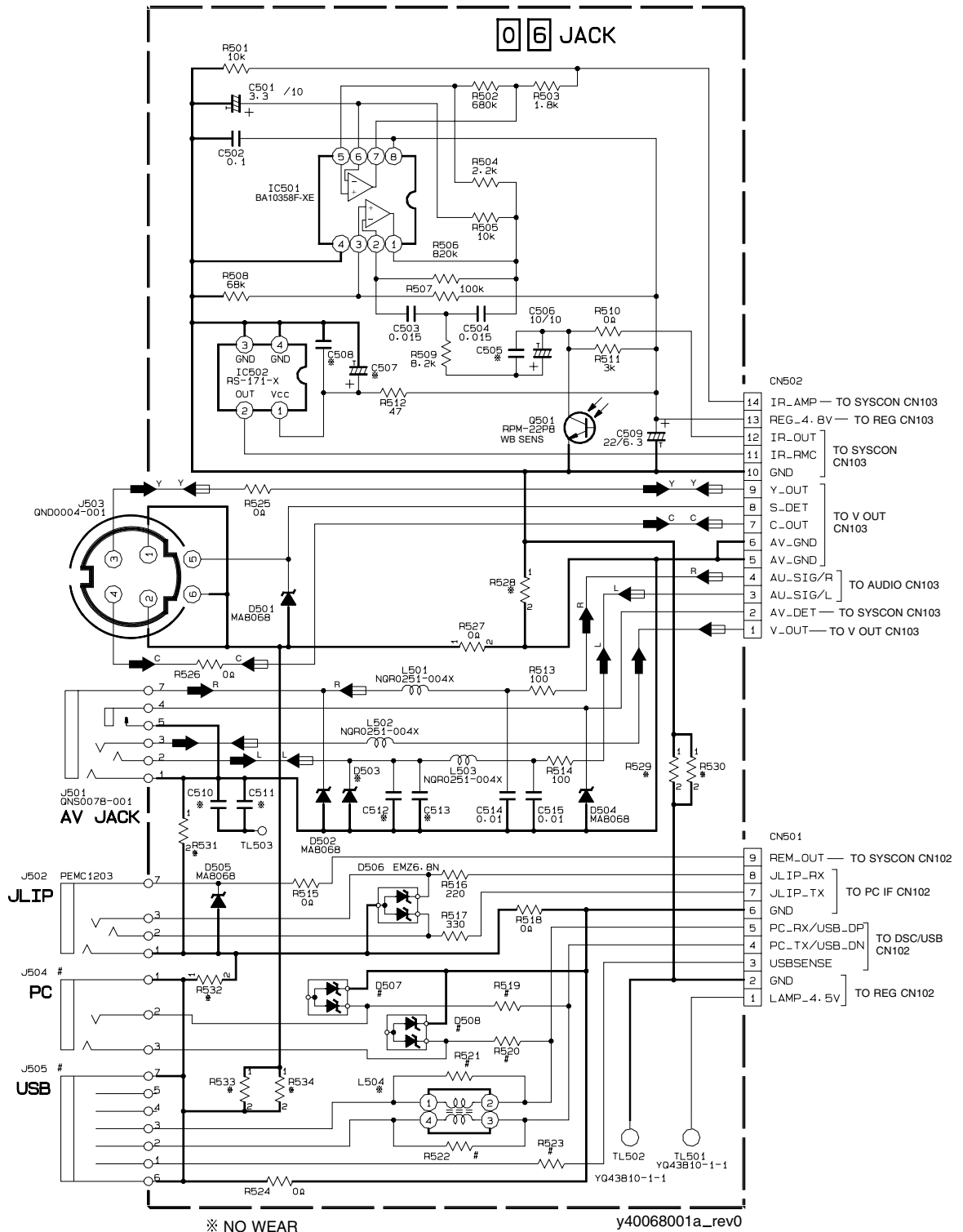
0 3 LCD BL

- TO EL
- CN754
- 1 EL1
- 2 EL1
- 3
- 4
- 5 EL2
- 6 EL2
- TO BACKLIGHT
- CN753
- 1 HV
- 2 BL_GND
- TO LCD
- CN752
- 1 VGL
- 2 VSS
- 3 STV1
- 4 UD
- 5 CPV
- 6 OEV
- 7 STV2
- 8 VDD
- 9 VGH
- 10 VCOM
- 11 VEE
- 12 STH2
- 13 RL
- 14 VB
- 15 R
- 16 G
- 17 B
- 18 SIG_GND
- 19 CLK3
- 20 CLK2
- 21 CLK1
- 22 Q2H
- 23 OEH
- 24 STH1

4.20 JACK SCHEMATIC DIAGRAM

NOTES : ● For the destination of each signal and further line connections that are cut off from this diagram, refer to "4.1 BOARD INTERCONNECTIONS".

● The Parts Number, value and rated voltage etc. in the Schematic Diagram are for references only. When replacing the parts, refer to the Parts List.

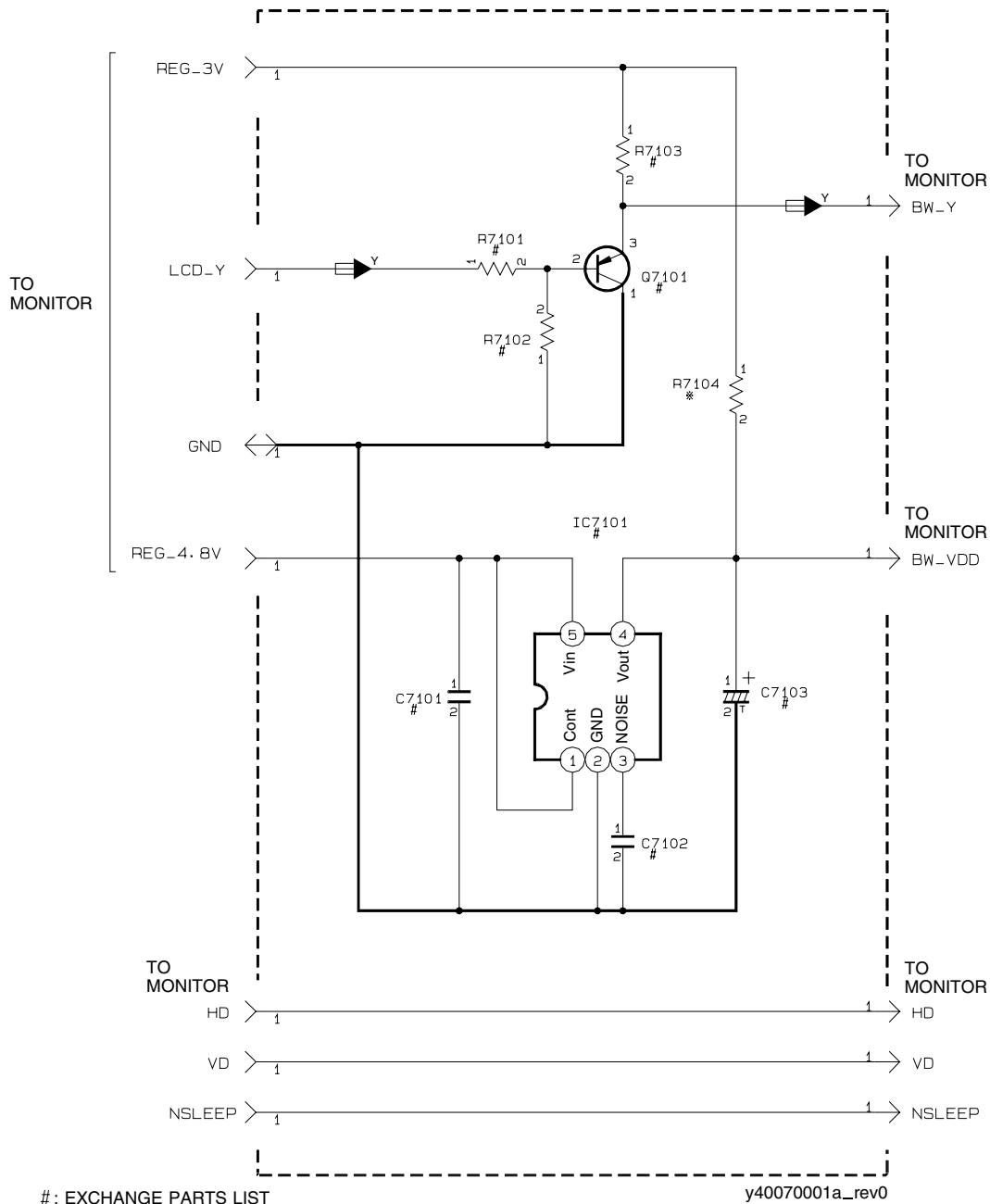


EXCHANGE PARTS LIST

	J504	J505	R519, R520	R521~ R523	D507, D508
Without DSC	QNS0152-001	*	330	*	EMZ6.8N-X
With DSC	*	GNZ0497-001	*	0Ω	*

4.21 B/W VF SCHEMATIC DIAGRAM

- NOTES : ● For the destination of each signal and further line connections that are cut off from this diagram, refer to "4.1 BOARD INTERCONNECTIONS".
- The Parts Number, value and rated voltage etc. in the Schematic Diagram are for references only. When replacing the parts, refer to the Parts List.



: EXCHANGE PARTS LIST

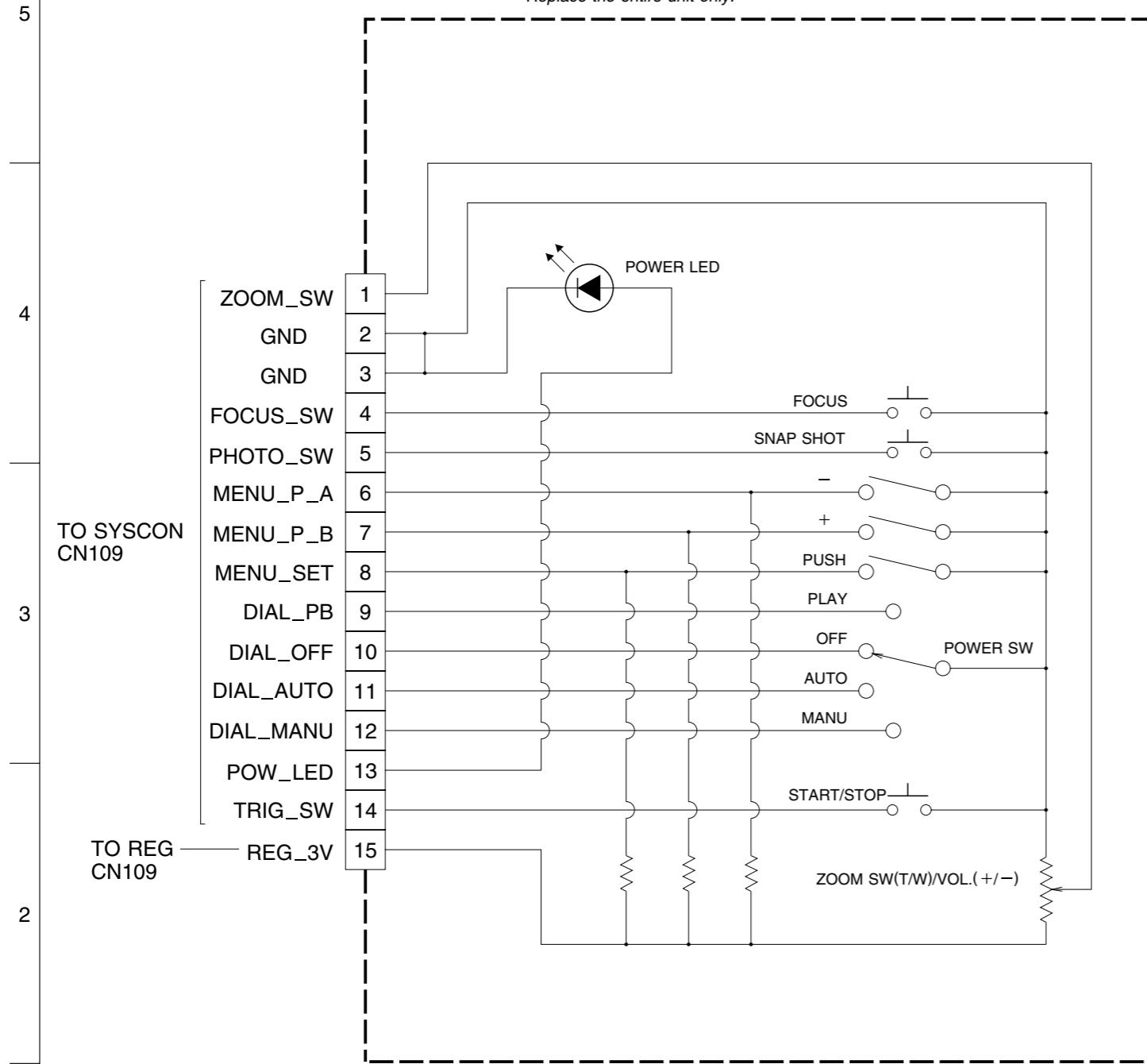
	CVF MODEL	B/W VF MODEL
IC7101	*	MM1385EN
Q7101	*	2SA1774/QR/-X
R7101	*	5.6K
R7102	*	5.6K
R7103	*	10K
C7101	*	0.1
C7102	*	0.01
C7103	*	4.7/6.3

y40070001a_rev0

※ NO WEAR

4.22 ZOOM UNUT SCHEMATIC DIAGRAM

- NOTES :
- For the destination of each signal and further line connections that are cut off from this diagram, refer to "4.1 BOARD INTERCONNECTIONS".
 - The schematic diagram is only for reference. Avoid replacing individual parts. Replace the entire unit only.



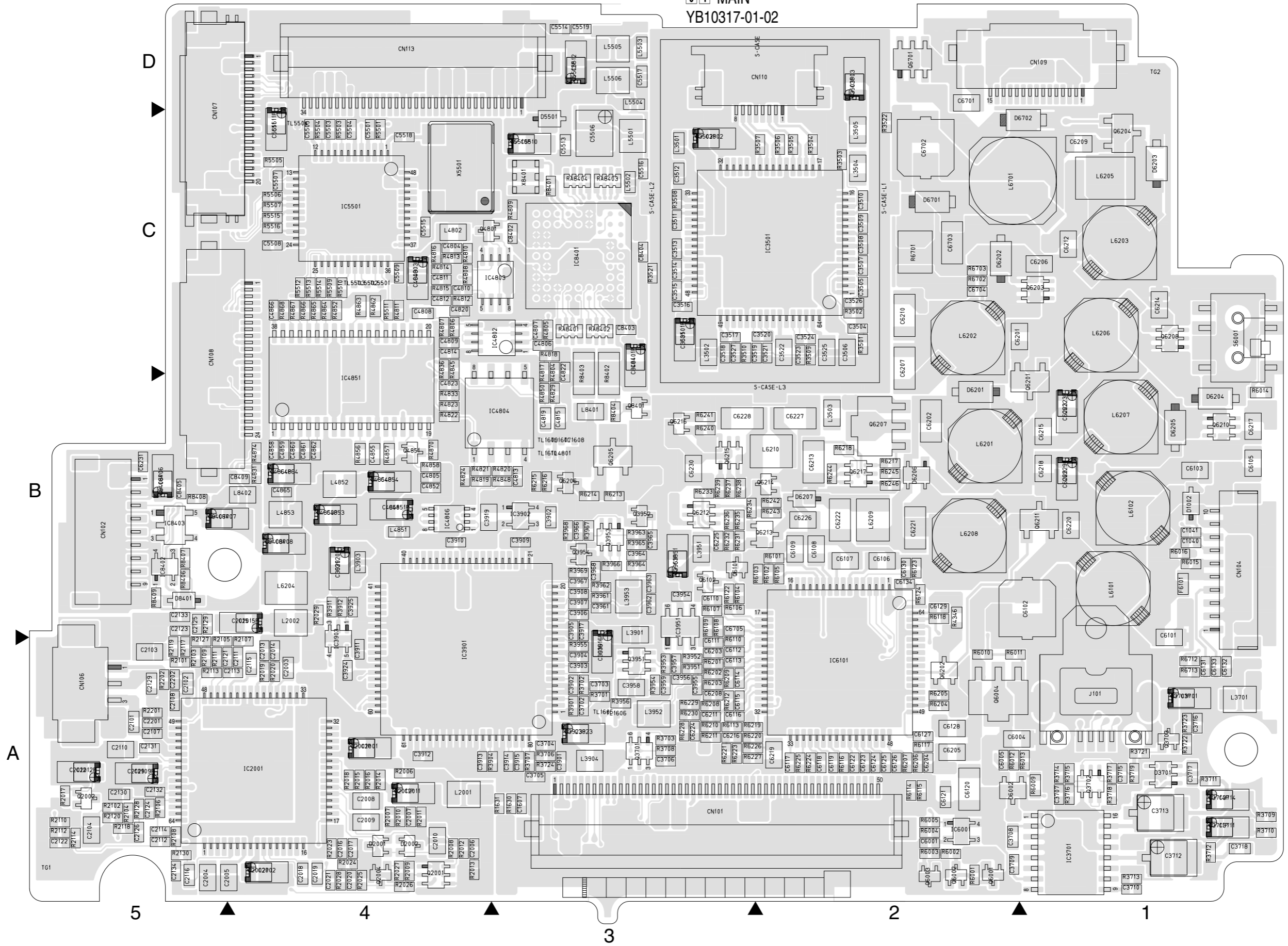
COMPONENT PARTS LOCATION GUIDE < MAIN >

REF.NO.	LOCATION	REF.NO.	LOCATION	REF.NO.	LOCATION	REF.NO.	LOCATION	REF.NO.	LOCATION	REF.NO.	LOCATION	REF.NO.	LOCATION	REF.NO.	LOCATION	
CAPACITOR																
C1001	B C 5A	C2003	A C 4A	C3061	B C 3A	C4209	B C 4D	C5509	A C 4C	C8012	B C 2C	IC1402	B C 3A	L5506	A C 3D	
C1002	B C 5A	C2004	A C 5A	C3063	B C 3A	C4210	B C 4D	C5510	A C 4C	C8013	B C 1A	IC1403	B C 3B	L6101	A C 1B	
C1003	B C 4A	C2005	A C 5A	C3064	B C 3A	C4211	B C 4D	C5511	A C 4C	C8014	B C 1B	IC1404	B C 3A	L6102	A C 1B	
C1004	B C 4A	C2006	A C 4A	C3501	A C 3C	C4212	B C 4D	C5512	A C 3D	C8015	B C 2B	IC1601	B C 3C	L6201	A C 2B	
C1005	B C 5A	C2007	A C 4A	C3502	A C 3C	C4213	B C 4D	C5513	A C 3C	C8016	B C 2B	IC2001	A C 4A	L6202	A C 2C	
C1006	B C 5A	C2008	A C 4A	C3503	A C 2D	C4214	B C 4C	C5514	A C 3D	C8017	B C 2B	IC3001	B C 2A	L6203	A C 1C	
C1007	B C 3B	C2009	A C 4A	C3504	A C 2C	C4215	B C 4C	C5515	A C 4C	C8018	B C 3B	IC3002	B C 1A	L6204	A C 4B	
C1008	B C 5A	C2010	A C 4A	C3505	A C 2C	C4216	B C 4C	C5516	A C 3C	C8019	B C 3B	IC3003	B C 1A	L6205	A C 1C	
C1009	B C 5A	C2011	A C 4A	C3506	A C 2C	C4301	B C 4C	C5517	A C 3D	C8020	B C 3B	IC3004	B C 2A	L6206	A C 1C	
C1010	B C 5A	C2012	A C 5A	C3507	A C 2C	C4302	B C 3C	C5518	A C 4C	C8021	B C 2C	IC3005	B C 1A	L6207	A C 1B	
C1011	B C 5A	C2013	A C 4A	C3508	A C 2C	C4303	B C 4C	C5519	A C 3D	C8022	B C 2B	IC3006	B C 3A	L6208	A C 2B	
C1012	B C 5A	C2014	A C 4A	C3509	A C 2C	C4304	B C 4C	C6001	A C 2A	C8023	B C 1B	IC3007	B C 3A	L6209	A C 2B	
C1013	B C 5A	C2015	A C 4B	C3510	A C 2C	C4305	B C 4C	C6004	A C 2A	C8024	B C 1B	IC3501	A C 2C	L6210	A C 2B	
C1014	B C 5A	C2016	A C 4A	C3511	A C 3C	C4306	B C 4C	C6005	A C 2A	C8025	B C 1B	IC3701	A C 1A	L6701	A C 2C	
C1015	B C 5A	C2017	A C 4A	C3512	A C 3C	C4307	B C 4B	C6101	A C 1B	C8026	B C 2B	IC3901	A C 4A	L8001	B C 2C	
C1016	B C 5A	C2018	A C 4A	C3513	A C 3C	C4308	B C 4B	C6102	A C 1B	C8027	B C 1C	IC3902	A C 3B	L8002	B C 1A	
C1017	B C 5A	C2019	A C 4A	C3514	A C 3C	C4309	B C 4C	C6103	A C 1B	C8028	B C 1C	IC3903	A C 4A	L8003	B C 1B	
C1018	B C 5A	C2020	A C 4A	C3515	A C 3C	C4310	B C 4C	C6105	A C 1B	C8029	B C 2C	IC3951	A C 3B	L8401	A C 3B	
C1019	B C 5A	C2021	A C 4A	C3516	A C 3C	C4311	B C 4C	C6106	A C 2B	C8030	B C 2C	IC4201	B C 4C	L8402	A C 4B	
C1020	B C 4B	C2101	A C 5A	C3517	A C 3C	C4312	B C 5B	C6107	A C 2B	C8031	B C 2C	IC4202	B C 4C	TRANSISTOR		
C1021	B C 4B	C2102	A C 5A	C3518	A C 3C	C4313	B C 4B	C6108	A C 2B	C8039	B C 3C	IC4301	B C 4B	Q1001	B C 4A	
C1022	B C 3B	C2103	A C 5A	C3519	A C 3C	C4314	B C 5B	C6109	A C 2B	C8040	B C 1C	IC4302	B C 4C	Q1002	B C 4A	
C1023	B C 3B	C2104	A C 5A	C3520	A C 2C	C4315	B C 5B	C6110	A C 3B	C8045	B C 3C	IC4303	B C 4C	Q1003	B C 4A	
C1024	B C 4A	C2107	A C 5A	C3521	A C 2C	C4316	B C 5C	C6111	A C 3A	C8046	B C 3B	IC4802	A C 4C	Q1004	B C 4A	
C1025	B C 4A	C2108	A C 5A	C3522	A C 2C	C4317	B C 4B	C6112	A C 3A	C8047	B C 3C	IC4803	A C 4C	Q1005	B C 4A	
C1026	B C 4A	C2109	A C 5A	C3523	A C 2C	C4318	B C 5B	C6113	A C 3A	C8051	B C 2C	IC4804	A C 3B	Q1006	B C 5A	
C1027	B C 5A	C2110	A C 5A	C3524	A C 2C	C4319	B C 5C	C6114	A C 3A	C8052	B C 2C	IC4806	A C 4B	Q1007	B C 5A	
C1028	B C 5A	C2111	A C 4A	C3525	A C 2C	C4320	B C 4B	C6115	A C 3A	C8053	B C 2D	IC4851	A C 4B	Q1301	B C 3A	
C1029	B C 5A	C2112	A C 5A	C3526	A C 2C	C4321	B C 4C	C6116	A C 3A	C8054	B C 2C	IC5501	A C 4A	Q1401	B C 3B	
C1030	B C 5A	C2113	A C 5A	C3527	A C 3C	C4322	B C 4B	C6117	A C 2A	C8055	B C 2C	IC6001	A C 2A	Q1402	B C 3B	
C1031	B C 4A	C2114	A C 5A	C3701	A C 1A	C4323	B C 3B	C6118	A C 2A	C8401	A C 3C	IC6101	A C 2A	Q1403	B C 3A	
C1032	B C 3A	C2115	A C 4A	C3702	A C 3A	C4324	B C 4B	C6119	A C 2A	C8402	A C 3C	IC8001	B C 2C	Q1404	B C 3A	
C1033	B C 3A	C2116	A C 5A	C3703	A C 3A	C4325	B C 4B	C6120	A C 2A	C8403	A C 3C	IC8002	B C 2B	Q1601	B C 3D	
C1034	B C 4A	C2121	A C 5A	C3704	A C 3A	C4326	B C 4B	C6121	A C 2A	C8404	A C 3C	IC8003	B C 1B	Q2001	A C 4A	
C1035	B C 4A	C2122	A C 5A	C3705	A C 3A	C4327	B C 4B	C6122	A C 2A	C8405	A C 5B	IC8004	B C 3C	Q2002	A C 5A	
C1036	B C 4A	C2123	A C 5B	C3706	A C 3A	C4328	B C 4B	C6123	A C 2A	C8406	A C 5B	IC8005	B C 2C	Q2004	A C 4A	
C1037	B C 4A	C2124	A C 5A	C3707	A C 1A	C4329	B C 4C	C6124	A C 2A	C8407	A C 5B	IC8006	B C 2C	Q3701	A C 3A	
C1038	B C 4A	C2125	A C 5B	C3708	A C 2A	C4330	B C 3C	C6125	A C 2A	C8408	A C 4B	IC8007	B C 1C	Q3702	A C 1A	
C1039	B C 5A	C2126	A C 5A	C3709	A C 2A	C4331	B C 3C	C6126	A C 2A	C8409	A C 4B	IC8051	B C 2D	Q3703	A C 1A	
C1040	A C 1B	C2129	A C 5A	C3710	A C 1A	C4332	B C 4C	C6127	A C 2A	CONNECTOR						
C1041	A C 1B	C2130	A C 5A	C3711	A C 1A	C4333	B C 3C	C6128	A C 2A	CN101	A C 3A	IC8052	B C 2C	Q3951	A C 3A	
C1042	B C 3A	C2131	A C 5A	C3712	A C 1A	C4334	B C 4B	C6129	A C 2B	CN102	A C 5B	IC8053	B C 2C	Q3952	A C 3B	
C1043	B C 3B	C2132	A C 5A	C3713	A C 1A	C4335	B C 4C	C6130	A C 2B	CN103	B C 5B	IC8401	A C 5B	Q3953	A C 3B	
C1044	B C 3B	C2133	A C 5B	C3714	A C 1A	C4336	B C 4B	C6131	A C 1A	CN104	A C 1B	IC8402	A C 5B	Q3954	A C 3B	
C1045	B C 3A	C2134	A C 5A	C3715	A C 1A	C4337	B C 4B	C6132	A C 1A	CN105	B C 1B	IC8403	A C 5B	Q4301	B C 4B	
C1046	B C 3B	C2201	A C 5A	C3716	A C 1A	C4338	B C 5C	C6133	A C 1A	CN106	A C 5A	COIL				
C1047	B C 3B	C2202	A C 5A	C3717	A C 1A	C4339	B C 4C	C6134	A C 1A	CN107	A C 4D	L1001	B C 5A	Q4303	B C 4B	
C1048	B C 3B	C3001	B C 1A	C3718	A C 1A	C4340	B C 4C	C6201	A C 2C	CN108	A C 4C	L1002	B C 4A	Q4801	A C 4C	
C1049	B C 3B	C3002	B C 1A	C3719	A C 1A	C4341	B C 5C	C6202	A C 2B	CN109	A C 1D	L1401	B C 3B	Q4851	A C 4B	
C1050	B C 3A	C3003	B C 1A	C3901	A C 3A	C4342	B C 4B	C6203	A C 3A	CN110	A C 2D	L2001	A C 4A	Q6002	A C 2A	
C1051	B C 3A	C3004	B C 1A	C3902	A C 3A	C4343	B C 4B	C6204	A C 2A	CN111	B C 1B	L2002	A C 4B	Q6003	A C 2A	
C1052	B C 3A	C3005	B C 1A	C3903	A C 3A	C4344	B C 4B	C6205	A C 2A	CN112	B C 4D	L3001	B C 1A	Q6004	A C 2A	
C1053	B C 3B	C3007	B C 1A	C3904	A C 3A	C4345	B C 4B	C6206	A C 1C	CN113	A C 3D	L3002	B C 1A	Q6101	A C 3B	
C1054	B C 3B	C3008	B C 3A	C3905	A C 3B	C4346	B C 4B	C6207	A C 2C	DIODE						
C1055	B C 3B	C3011	B C 2A	C3906	A C 3B	C4347	B C 4B	C6208	A C 3A	D1001	B C 4A	L3003	B C 1A	Q6102	A C 3B	
C1056	B C 3B	C3012	B C 2A	C3907	A C 3B	C4348	B C 5C	C6209	A C 1C	D1002	A C 1B	L3004	B C 1A	Q6201	A C 1B	
C1057	B C 3A	C3013	B C 2A	C3908	A C 3B	C4349	B C 5B	C6210	A C 2C	D1301	B C 3A	L3005	B C 1A	Q6202	A C 2A	
C1058	B C 3A	C3015	B C 2A	C3909	A C 3B	C4350	A C 4C	C6211	A C 3A	D1302	B C 3A	L3006	B C 3A	Q6203	A C 1C	
C1059	B C 3A	C3016	B C 2A	C3910	A C 4B	C4351	A C 4C	C6212	A C 1C	D1602	B C 3D	L3007	B C 3A	Q6204	A C 1C	
C1060	B C 3A	C3017	B C 2A	C3911	A C 4A	C4352	A C 4B	C6213	A C 2B	D1603	B C 4D	L3008	B C 3A	Q6205	A C 3B	
C1061	B C 3D	C3020	B C 2A	C3912	A C 4A	C4353	A C 3C	C6214	A C 1C	D2001	A C 4A	L3009	B C 3A	Q6206	A C 3B	
C1062	B C 3C	C3021	B C 2A	C3913	A C 4A	C4354	A C 3C	C6215	A C 1B	D2002	A C 4A	L3010	B C 1A	Q6207	A C 2B	
C1063	B C 3C	C3022	B C 3A	C3914	A C 3A	C4355	A C 4C	C6216	A C 3A	D2003	A C 3C	L3011	B C 1A	Q6208	A C 1C	
C1064	B C 3C	C3023	B C 3A	C3915	A C 3A	C4356	A C 4C	C6217	A C 1B	D2004	A C 4A	L3012	B C 1A	Q6210	A C 1B	
C1065	B C 3C	C3024	B C 3A	C3916	A C 3A	C4357	A C 4C	C6218	A C 1B	D3001	B C 3A	L3013	B C 3A	Q6211	A C 1B	
C1066	B C 3A	C3025	B C 1A	C3917	A C 3B	C4358	A C 4C	C6219	A C 2A	D3002	B C 3B	L3501	A C 3C	Q6212	A C 3B	
C1067	B C 3D	C3026	B C 1A	C3918	A C 4B	C4359	A C 4C	C6220	A C 1B	D3003	B C 3A	L3502	A C 3C	Q6213	A C 2B	
C1068	B C 3D	C3027	B C 2A	C3919	A C 4B	C4360	A C 4C	C6221	A C 2B	D3701	A C 1A	L3503	A C 2B	Q6214	A C 2B	
C1069	B C 3D	C3028	B C 1A	C3920	A C 3A	C4361	A C 4C	C6222	A C 2B	D5501	A C 3C	L3504	A C 2C	Q6215	A C 3B	
C1070	B C 3D	C3029	B C 1A	C3921	A C 4A	C4362	A C 3B	C6223	A C 1B	D6002	A C 2A	L3505	A C 2C	Q6216	A C 3B	
C1071	B C 3D	C3030	B C 3B	C3922	A C 4B	C4363	A C 3B	C6224	A C 3A	D6201	A C 2B	L3701	A C 1A	Q6217	A C 2B	
C1072	B C 3D	C3031	B C 3A	C3951	A C 3B	C4364	A C 4C	C6225	A C 3B	D6202	A C 2C	L3901	A C 3B	Q6701	A C 2D	
C1073	B C 3D	C3032	B C 3B	C3954	A C 3B	C4365	A C 3C	C6226	A C 2B	D6203	A C 1C	L3902	A C 3B</			

REF.NO.	LOCATION	REF.NO.	LOCATION	REF.NO.	LOCATION	REF.NO.	LOCATION	REF.NO.	LOCATION	REF.NO.	LOCATION	REF.NO.	LOCATION
R1020	B C 3A	R1609	B C 3C	R3024	B C 1A	R4313	B C 5B	R6009	A C 1A	R8025	B C 2C	TL4203	B C 5C
R1021	B C 3A	R1610	B C 3C	R3026	B C 2B	R4314	B C 5B	R6010	A C 2A	R8026	B C 2C	TL4202	B C 5D
R1022	B C 3A	R1611	B C 4D	R3027	B C 3A	R4315	B C 5B	R6011	A C 2A	R8027	B C 2D	TL4301	B C 3C
R1023	B C 4B	R1612	B C 3C	R3028	B C 2B	R4316	B C 4B	R6012	A C 2A	R8028	B C 2C	TL4302	B C 4B
R1024	B C 4B	R1613	B C 3C	R3029	B C 2B	R4317	B C 4B	R6013	A C 2A	R8030	B C 3C	TL4303	B C 4B
R1025	B C 4B	R1614	B C 3C	R3030	B C 3B	R4318	B C 4B	R6014	A C 1B	R8031	B C 3C	TL4304	B C 4C
R1026	B C 4B	R1615	B C 3C	R3031	B C 3A	R4319	B C 4B	R6015	A C 1B	R8035	B C 3B	TL4305	B C 4B
R1027	B C 4B	R1616	B C 3C	R3032	B C 3A	R4320	B C 4B	R6016	A C 1B	R8036	B C 3C	TL4306	B C 4B
R1028	B C 4B	R1617	B C 3C	R3033	B C 3A	R4321	B C 4B	R6101	A C 2B	R8037	B C 1C	TL4307	B C 4B
R1029	B C 5A	R1618	B C 3C	R3034	B C 3A	R4322	B C 4B	R6102	A C 2B	R8038	B C 1C	TL4308	B C 4B
R1030	B C 5A	R1619	B C 3C	R3035	B C 2B	R4323	B C 4B	R6103	A C 3B	R8053	B C 2C	TL4309	B C 4B
R1031	B C 4B	R1620	B C 3C	R3036	B C 2A	R4324	B C 4B	R6104	A C 3B	R8056	B C 2C	TL4310	B C 4B
R1032	B C 4B	R1621	B C 3C	R3041	B C 1A	R4325	B C 4B	R6105	A C 2B	R8057	B C 2C	TL4311	B C 4B
R1033	B C 5A	R1622	B C 2C	R3042	B C 1A	R4326	B C 4B	R6106	A C 3B	R8059	B C 2C	TL4312	B C 4B
R1034	B C 5A	R1624	B C 2C	R3043	B C 1A	R4327	B C 4B	R6107	A C 3B	R8060	B C 2C	TL4313	B C 4B
R1035	B C 5A	R1625	B C 3B	R3044	B C 1A	R4330	B C 4B	R6108	A C 3B	R8401	A C 3C	TL4314	B C 4B
R1036	B C 3B	R1626	B C 3B	R3046	B C 1A	R4331	B C 4B	R6109	A C 3B	R8402	A C 3C	TL4405	B C 4B
R1037	B C 4A	R1628	B C 3C	R3047	B C 1A	R4332	B C 4B	R6110	A C 3A	R8403	A C 3C	TL4801	A C 3B
R1038	B C 4A	R1629	B C 3C	R3049	B C 1A	R4333	B C 4B	R6113	A C 3A	R8404	A C 3B	TL5501	A C 4C
R1039	B C 4A	R1630	A C 3A	R3050	B C 1A	R4334	B C 4B	R6114	A C 2A	R8406	A C 5B	TL5502	A C 4C
R1040	B C 4A	R1631	A C 3A	R3052	B C 2A	R4335	B C 4B	R6115	A C 2A	R8407	A C 5B	TL5503	A C 4C
R1041	B C 4A	R1635	B C 4D	R3053	B C 2A	R4336	B C 4B	R6116	A C 2A	R8408	A C 5B	TL5504	A C 4C
R1042	B C 4A	R1636	B C 4D	R3054	B C 1A	R4338	B C 4C	R6117	A C 2A	R8409	A C 5B	X1001	B C 4A
R1043	B C 4A	R1637	B C 4D	R3055	B C 1A	R4340	B C 4B	R6118	A C 2B	RA1001	B C 5A	X1002	B C 5A
R1044	B C 5A	R1638	B C 3C	R3501	A C 2C	R4342	B C 5B	R6122	A C 3B	RA1002	B C 5A	X5501	A C 4C
R1045	B C 5A	R1639	B C 3C	R3502	A C 2C	R4343	B C 5B	R6123	A C 2B	RA1003	B C 5A	X8001	B C 2D
R1046	B C 5A	R1640	B C 3C	R3503	A C 2C	R4344	B C 5B	R6124	A C 2B	RA1004	B C 5A	X8401	B C 3C
R1047	B C 5A	R1641	B C 3C	R3504	A C 2C	R4345	B C 4C	R6201	A C 3A	RA1005	B C 5A		
R1048	B C 5A	R1643	B C 3C	R3505	A C 2C	R4346	A C 2B	R6202	A C 3A	RA1006	B C 4A		
R1049	B C 5A	R1646	B C 3C	R3506	A C 2C	R4347	B C 5B	R6203	A C 3A	RA1007	B C 5A		
R1050	B C 5A	R2006	A C 4A	R3507	A C 3C	R4348	B C 4B	R6204	A C 2A	RA1008	B C 4A		
R1051	B C 4A	R2007	A C 4A	R3508	A C 3C	R4349	B C 5B	R6205	A C 2A	RA1009	B C 5A		
R1052	B C 4A	R2008	A C 4A	R3509	A C 2C	R4350	B C 4B	R6206	A C 2A	RA1010	B C 5A		
R1053	B C 4A	R2009	A C 4A	R3510	A C 3C	R4351	B C 5B	R6207	A C 2A	RA1401	B C 3B		
R1054	B C 4A	R2010	A C 4A	R3521	A C 3C	R4804	A C 3C	R6208	A C 3A	RA1402	B C 3B		
R1055	B C 4A	R2011	A C 4A	R3522	A C 2C	R4805	A C 3C	R6209	A C 3A	RA1403	B C 3B		
R1056	B C 4A	R2012	A C 4A	R3701	A C 3A	R4806	A C 4C	R6210	A C 3A	RA3001	B C 3A		
R1057	B C 4A	R2013	A C 4A	R3702	A C 3A	R4807	A C 4C	R6211	A C 3A	RA4301	B C 4D		
R1058	B C 4A	R2014	A C 4A	R3703	A C 3A	R4808	A C 4C	R6212	A C 3A	RA4302	B C 4D		
R1059	B C 4A	R2015	A C 4A	R3704	A C 5B	R4809	A C 3C	R6213	A C 3B	RA4303	B C 4D		
R1060	B C 4A	R2016	A C 4A	R3705	B C 5B	R4810	A C 4C	R6214	A C 3B	RA4304	B C 3C		
R1061	B C 3A	R2017	A C 5A	R3706	A C 3A	R4811	A C 4C	R6215	A C 3B	RA4305	B C 3C		
R1062	B C 3A	R2018	A C 4A	R3707	A C 3A	R4812	A C 4C	R6216	A C 3B	RA4306	B C 3B		
R1080	B C 3A	R2019	A C 4A	R3708	A C 3A	R4813	A C 4C	R6217	A C 2B	RA8401	A C 3C		
R1302	B C 3A	R2020	A C 4A	R3709	A C 1A	R4814	A C 4C	R6218	A C 2B	RA8402	A C 3C		
R1305	B C 3A	R2023	A C 4A	R3710	A C 1A	R4815	A C 4C	R6219	A C 3A	RA8403	A C 3C		
R1306	B C 3A	R2024	A C 4A	R3711	A C 1A	R4816	A C 4C	R6220	A C 3A	RA8404	A C 3C		
R1401	B C 3B	R2025	A C 4A	R3712	A C 1A	R4817	A C 3C	R6221	A C 3A				
R1402	B C 3B	R2026	A C 4A	R3713	A C 1A	R4818	A C 3C	R6223	A C 3A				
R1403	B C 3B	R2027	A C 4A	R3714	A C 1A	R4819	A C 4B	R6224	A C 2A				
R1407	B C 3B	R2028	A C 4A	R3715	A C 1A	R4820	A C 3B	R6225	A C 2A				
R1408	B C 3B	R2029	A C 4B	R3716	A C 1A	R4821	A C 4B	R6226	A C 3A				
R1409	B C 3B	R2101	A C 5A	R3717	A C 1A	R4822	A C 4B	R6227	A C 3A	TL1001	B C 4A		
R1410	B C 3B	R2102	A C 5A	R3718	A C 1A	R4823	A C 4B	R6228	A C 3A	TL1002	B C 4A		
R1411	B C 3B	R2103	A C 5A	R3719	A C 1A	R4824	A C 4B	R6229	A C 3A	TL1003	B C 4A		
R1412	B C 3B	R2104	A C 5A	R3721	A C 1A	R4829	A C 3B	R6230	A C 3A	TL1301	B C 4B		
R1413	B C 3B	R2105	A C 5A	R3722	A C 1A	R4831	A C 4B	R6231	A C 3B	TL1401	B C 3B		
R1414	B C 3A	R2106	A C 5A	R3723	A C 1A	R4833	A C 4B	R6232	A C 3B	TL1402	B C 3B		
R1415	B C 3A	R2107	A C 4A	R3724	A C 3A	R4836	A C 4C	R6233	A C 3B	TL1403	B C 3B		
R1416	B C 3A	R2108	A C 5A	R3901	A C 3A	R4845	A C 4C	R6234	A C 3B	TL1404	B C 3B		
R1417	B C 3B	R2109	A C 5A	R3904	A C 4A	R4848	A C 3B	R6235	A C 3B	TL1406	B C 3A		
R1418	B C 3A	R2110	A C 5A	R3911	A C 4B	R4850	A C 3B	R6236	A C 3B	TL1407	B C 3A		
R1419	B C 3A	R2111	A C 5A	R3912	A C 4B	R4852	A C 4C	R6237	A C 3B	TL1408	B C 3A		
R1420	B C 3A	R2112	A C 5A	R3951	A C 3A	R4856	A C 4B	R6238	A C 3B	TL1409	B C 3A		
R1422	B C 3B	R2113	A C 5A	R3952	A C 3A	R4857	A C 4B	R6239	A C 3B	TL1410	B C 3A		
R1423	B C 3B	R2114	A C 5A	R3953	A C 3A	R4858	A C 4B	R6240	A C 3B	TL1411	B C 3A		
R1424	B C 3B	R2117	A C 5A	R3954	A C 3A	R4862	A C 4C	R6241	A C 3B	TL1412	B C 3B		
R1425	B C 3B	R2118	A C 5A	R3955	A C 3A	R4863	A C 4C	R6242	A C 2B	TL1413	B C 3B		
R1426	B C 3B	R2119	A C 5A	R3956	A C 3A	R4864	A C 4C	R6243	A C 2B	TL1414	B C 3A		
R1427	B C 3B	R2120	A C 5A	R3961	A C 3B	R4865	A C 4C	R6244	A C 2B	TL1415	B C 3A		
R1428	B C 3B	R2127	A C 5A	R3962	A C 3B	R4866	A C 4C	R6245	A C 2B	TL1416	B C 3A		
R1429	B C 3B	R2128	A C 5A	R3963	A C 3B	R4867	A C 4C	R6246	A C 2B	TL1601	B C 3C		
R1430	B C 3B	R2129	A C 5B	R3964	A C 3B	R4868	A C 4C	R6701	A C 2C	TL1602	B C 3C		
R1432	B C 3A	R2130	A C 5A	R3965	A C 3B	R4870	A C 4B	R6702	A C 2C	TL1603	B C 3C		
R1433	B C 3A	R2201	A C 5A	R3966	A C 3B	R4874	A C 4B	R6703	A C 2C	TL1604	B C 3D		
R1434	B C 3A	R2202	A C 5A	R3967	A C 3B	R5501	A C 4C	R6712	A C 1A	TL1605	A C 3A		
R1435	B C 3A	R3002	B C 2A	R3968	A C 3B	R5503	A C 4C	R6713	A C 1A	TL1606	A C 3A		
R1436	B C 3A	R3004	B C 2A	R3969	A C 3B	R5504	A C 4C	R8001	B C 3C	TL1607	A C 3B		
R1437	B C 3A	R3007	B C 2A	R4201	B C 5C	R5505	A C 4C	R8002	B C 2C	TL1608	A C 3B		
R1439	B C 3A	R3008	B C 2A	R4202	B C 5C	R5506	A C 4C	R8003	B C 2C	TL1609	A C 3B		
R1440	B C 3A	R3009	B C 3A	R4203	B C 5C	R5507	A C 4C	R8004	B C 1C	TL1610	A C 3B		
R1441	B C 3A	R3010	B C 3A	R4204	B C 5D	R5509	A C 4C	R8006	B C 2B	TL1611	B C 2C		
R1442	B C 3A	R3011	B C 3A	R4205	B C 4C	R5510	A C 4C	R8013	B C 2C	TL1612	B C 3D		
R1443	B C 3A	R3013	B C 2A	R4206	B C 4C	R5511	A C 4C	R8014	B C 2C	TL1613	B C 3B		
R1444	B C 3A	R3014	B C 2A	R4207	B C 4C	R5512	A C 4C	R8015	B C 1C	TL1615	B C 3D		
R1445	B C 3A	R3015	B C 2A	R4208	B C 4C	R5513	A C 4C	R8016	B C 1C	TL1616	B C 3C		
R1601	B C 3C	R3016	B C 1A	R4301	B C 4B	R5514	A C 4C	R8017	B C 1C	TL1617	B C 3C		
R1602	B C 3C	R3017	B C 1A	R4302	B C 3C	R5515	A C 4C	R8018	B C 1C	TL1618	B C 3C		
R1603	B C 3C	R3018	B C 1A	R4303	B C 5C	R5516	A C 4C	R8019	B C 1C	TL1619	B C 3C		
R1604	B C 3C	R3019	B C 1A	R4304	B C 5C	R6001	A C 2A	R8020	B C 1C	TL3001	B C 1C		
R1605	B C 3D	R3020	B C 1A	R4307	B C 5C	R6002	A C 2A	R8021	B C 1C	TL3002	B C 2A		
R1606	B C 2C	R3021	B C 1A	R4308	B C 5C	R6003	A C 2A	R8022	B C 2C	TL3004	B C 1C		
R1607	B C 3C	R3022	B C 1A	R4311	B C 5B	R6004	A C 2A	R8023	B C 2C	TL3501	B C 1C		
R1608	B C 3C	R3023	B C 1A	R4312	B C 5B	R6005	A C 2A	R8024	B C 2C	TL4201	B C 4C		

COMPONENT SIDE(A)

0 1 MAIN
YB10317-01-02



4.25 LCD BL CIRCUIT BOARD

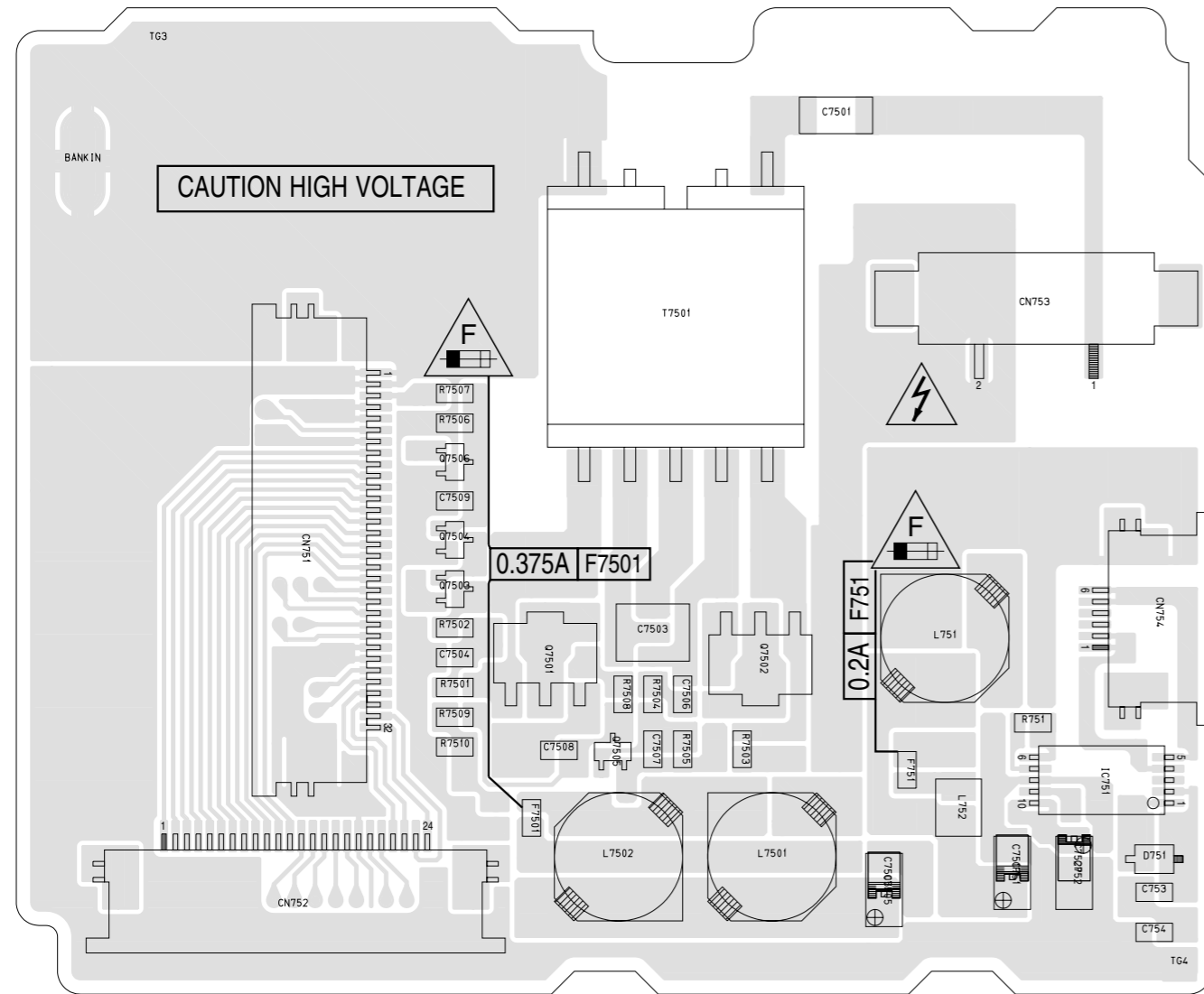


• CAUTION:
FOR CONTINUED PROTECTION AGAINST
FIRE HAZARD, REPLACE ONLY WITH SAME
TYPE AND RATED FUSE(S).

• ATTENTION:
POUR UNE PROTECTION PERMANENTE
CONTRE LES RISQUE D'INCENDE,
REPLACER LES FUSIBLES PAR UN AUTRE
DE MEME TYPE ET DE MEME TENSION.

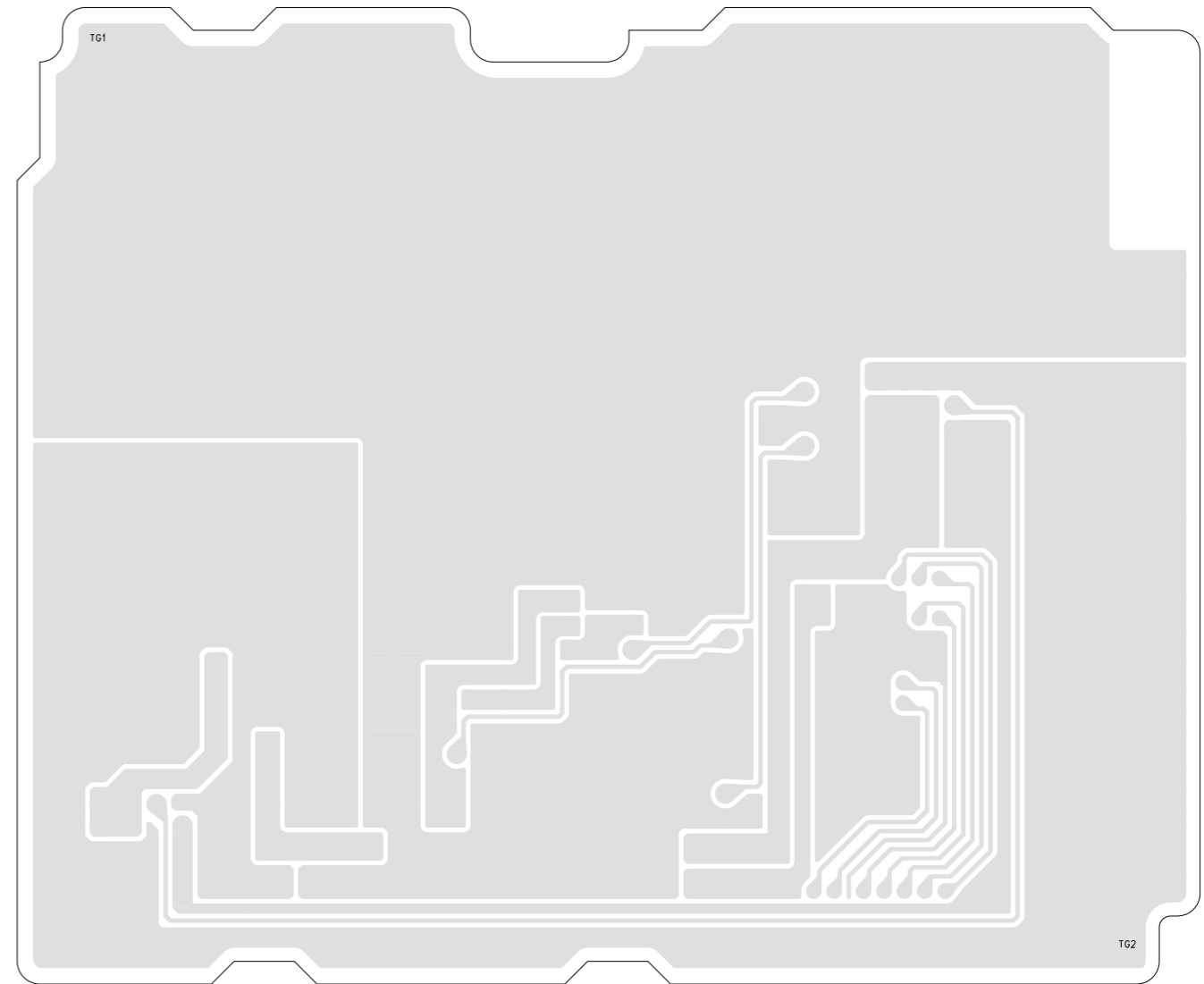
FOIL SIDE(B)

03 LCD BL
YB10324-01-02

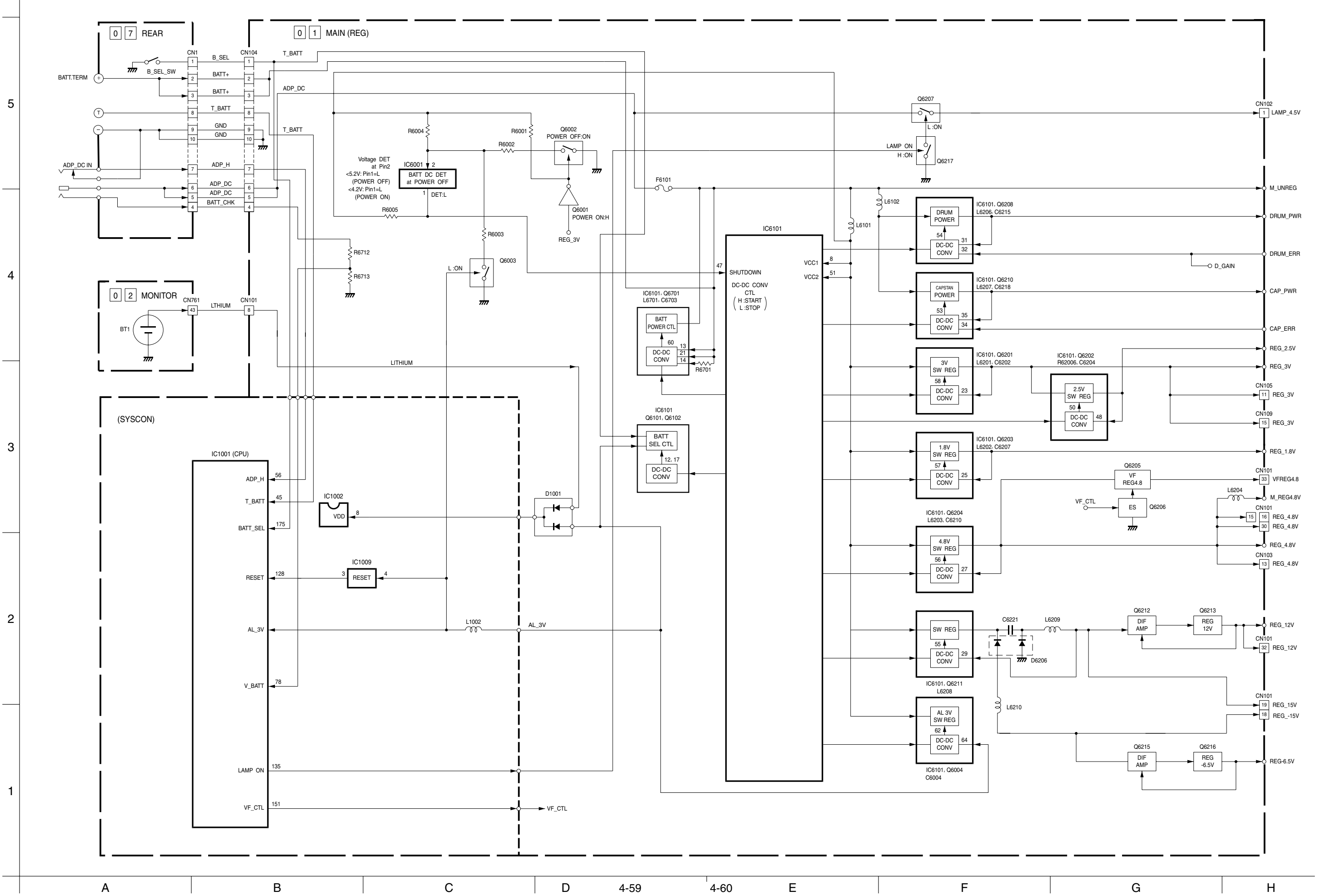


COMPONENT SIDE(A)

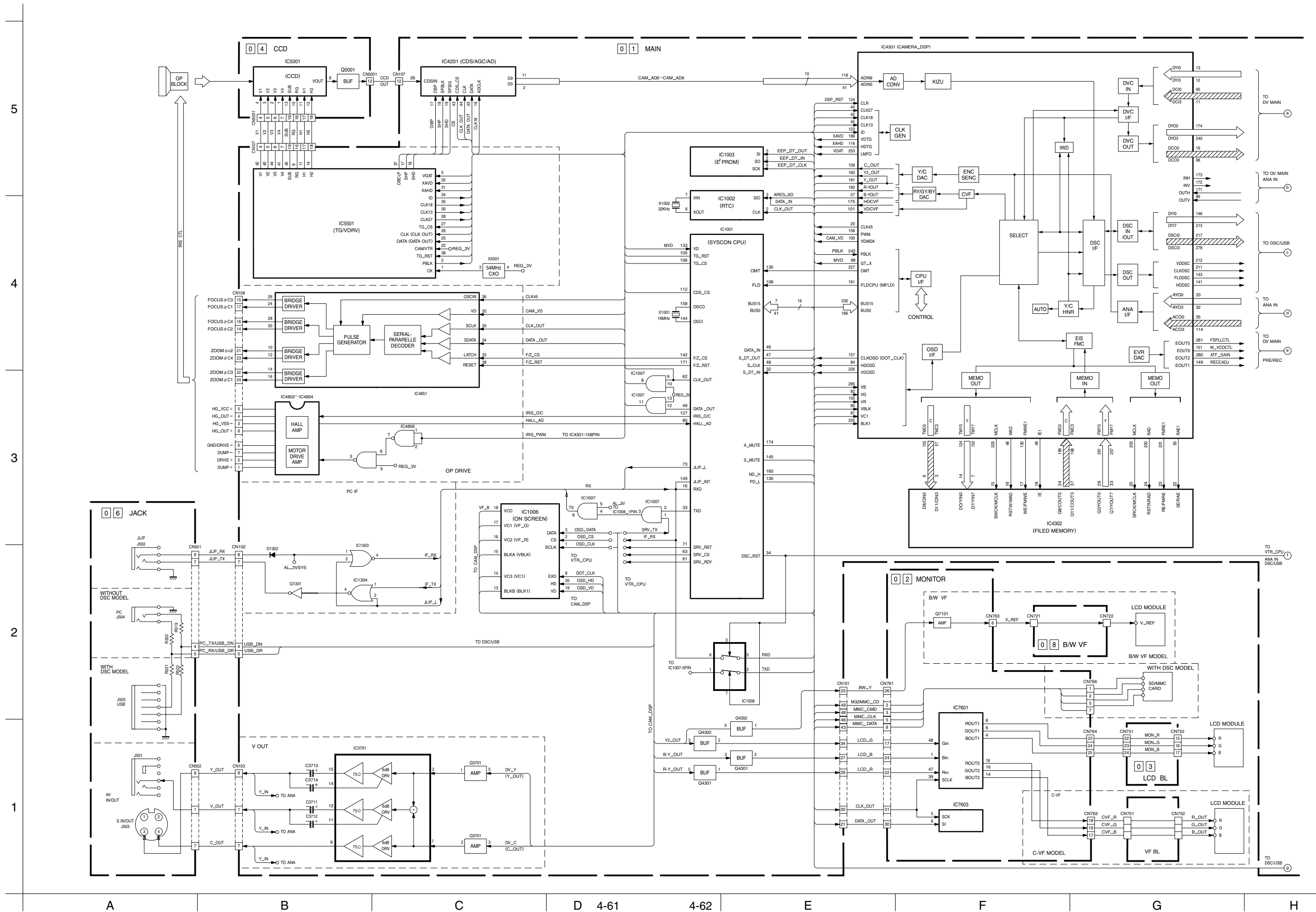
03 LCD BL
YB10324-01-02



4.29 REGULATOR SYSTEM BLOCK DIAGRAM



4.30 VIDEO SYSTEM BLOCK DIAGRAM



4.32 VOLTAGE CHARTS

<SYSCON>

MODE PIN NO.	REC	PLAY
IC1001	-	-
IC1002		
1	0	0
2	3.0	3.0
3	1.5	1.5
4	0	0
5	2.9	2.9
6	0.5	0.5
7	0.5	0.5
8	3.1	3.1
IC1003		
1	3.0	3.0
2	0.7	0.7
3	2.9	3.0
4	0	0
5	0.6	0.7
6	3.0	3.0
7	2.9	2.9
8	2.9	2.9
IC1004		
1	1.4	1.4
2	0	0
3	1.3	1.3
4	0	0
5	3.0	3.0
IC1005		
1	0	0
2	3.0	3.0
3	0	0
4	3.0	3.0
5	3.0	3.0
IC1006		
1	2.7	2.7
2	0.5	0.5
3	0	0
4	3.0	3.0
5	3.0	3.0
6	3.0	3.0
7	1.3	1.3
8	1.4	1.4
9	0	0
10	0	0
11	0	0
12	0	0
13	0	0
14	0	0
15	0	0
16	0	0
17	0	0
18	0	0
19	2.9	2.9
20	2.7	2.7
IC1007		
1	3.0	3.0
2	3.0	3.0
3	3.0	3.0
4	3.0	3.0
5	3.0	3.0
6	3.0	3.0
7	0	0
8	3.0	3.0
9	3.0	3.0
10	3.0	3.0

MODE PIN NO.	REC	PLAY
11	1.3	1.3
12	1.5	1.5
13	3.0	3.0
14	3.0	3.0
IC1008		
1	3.0	3.0
2	1.0	1.0
3	0	0
4	0	0
5	0	0.5
6	3.0	3.0
7	0	0
8	3.0	0
IC1009		
1	0	0
2	0	0
3	3.0	3.0
4	3.0	3.0
Q1001		
E	0	0
C	0	0
B	0	0
Q1002		
E	0	0
C	3.0	3.0
B	0.6	0.6
Q1003		
E	0	0
C	0.5	0.5
B	0	0
Q1004		
E	3.1	3.1
C	0	0
B	3.1	3.1
Q1005		
E	0	0
C	3.1	3.1
B	0	0
Q1006		
E	2.9	0
C	2.9	0
B	0	3.0
Q1007		
E	0	0
C	0	3.0
B	3.1	0

<PC IF>

MODE PIN NO.	REC	PLAY
IC1303		
1	3.0	3.0
2	0	0
3	0	0
4	0	0
5	3.0	3.0
IC1304		
1	3.0	3.0
2	0	0
3	0	0
4	0	0
5	3.0	3.0

MODE PIN NO.	REC	PLAY
Q1301		
E	0	0
C	0	0
B	0	0

<VTR CPU>

MODE PIN NO.	REC	PLAY
IC1401	-	-
IC1403		
1	3.0	3.0
2	0	0
3	0	0
4	0	0
5	0	0
6	0	0
7	3.0	3.0
8	3.0	3.0
IC1404		
1	-	-
2	2.9	2.9
3	-	-
4	0	0
5	-	-
6	0	0
7	-	-
8	2.9	2.9
Q1401		
1	3.0	3.0
2	3.0	3.0
3	3.0	3.0
Q1402		
1(E)	0	0
2(B)	3.0	3.0
3(E)	3.0	3.0
4(C)	2.7	2.7
5(C)	0	0
Q1403		
1(E)	0	0
2(B)	0	0
3(E)	3.0	3.0
4(C)	0	0
5(C)	3.0	3.0
Q1404		
1	0	0
2	0	0
3	3.0	3.0

<MDA>

MODE PIN NO.	REC	PLAY
IC1601		
1	0	0
2	0.8	0.8
3	0.8	0
4	0	0
5	0.8	0
6	0	0
7	0	0

MODE PIN NO.	REC	PLAY
8	0	0
9	0	0
10	0	0
11	0	0
12	0	0
13	0	0
14	4.7	4.7
15	0	0
16	0	0
17	0	0
18	0	0
19	0	0
20	0.4	0.4
21	0	0
22	0	0
23	0.9	0.9
24	11.0	11.0
25	1.5	1.5
26	0	0
27	1.5	1.5
28	1.5	1.5
29	1.5	1.5
30	1.5	1.5
31	1.5	1.5
32	1.5	1.5
33	1.4	0
34	1.4	0
35	0	0
36	2.9	2.9
37	0	0
38	0.6	0.6
39	0	0.6
40	0	1.2
41	1.5	0
42	0.5	0.7
43	2.9	2.9
44	0	0
45	0	0
46	0	0
47	0.9	2.9
48	0	0
49	2.9	2.9
50	1.9	1.9
51	0	0
52	1.6	1.6
53	0	1.1
54	0.4	0.7
55	0.6	0.6
56	0.7	0.7
57	1.0	1.0
58	0.6	0.6
59	0	0
60	1.0	1.0
61	2.6	0
62	0	1.2
63	0	1.5
64	0	1.5
65	0	1.4
66	0	0
67	0	1.5
68	0.4	0
69	0	0
70	0	0.8

MODE PIN NO.	REC	PLAY
71	0	0.8
72	0	0.8
73	0.8	0
74	1.1	0
75	0	0
76	0	0
77	0	0
78	0	1.7
79	0	0
80	0	0
Q1601		
1(E)	0	0
2(B)	0	0
3(E)	4.8	4.8
4(C)	0	0
5(C)	4.8	4.8

<AUDIO>

MODE PIN NO.	REC	PLAY
IC2001		
1	2.0	2.0
2	2.0	2.0
3	2.0	2.0
4	2.0	2.0
5	1.5	1.5
6	1.5	1.5
7	1.5	1.5
8	0	0
9	3.0	3.0
10	1.5	1.5
11	1.5	1.5
12	1.5	1.5
13	1.5	1.5
14	1.5	1.5
15	1.5	1.5
16	1.5	1.5
17	1.5	1.5
18	1.5	0
19	1.5	2.3
20	2.3	2.3
21	1.5	1.4
22	2.3	2.3
23	2.3	2.3
24	4.7	4.7
25	2.3	2.3
26	0	0
27	2.9	2.9
28	0	0
29	1.5	1.5
30	1.5	1.5
31	1.5	1.7
32	2.9	1.7
33	3.0	3.0
34	1.5	1.5
35	1.5	1.5
36	1.5	1.5
37	3.0	3.1
38	2.4	3.1
39	0	0
40	2.4	2.4

MODE PIN NO.	REC	PLAY
41	0	0
42	0	0
43	4.8	4.8
44	1.5	1.5
45	2.0	2.0
46	2.0	2.0
47	2.0	2.0
48	2.0	2.0
49	2.0	2.0
50	2.0	2.0
51	2.0	2.0
52	2.6	2.6
53	2.0	2.0
54	2.0	2.0
55	4.0	4.0
56	2.0	2.0
57	0	0
58	4.0	4.0
59	2.0	2.0
60	2.0	2.0
61	2.0	2.0
62	2.0	2.0
63	2.0	2.0
64	2.0	2.0
Q2001		
1(E)	0	0
2(B)	0	0
3(C)	0	0
4(E)	0	0
5(B)	0	0
6(C)	0	0
Q2002		
E	4.1	4.1
C	4.8	4.8
B	4.7	4.7
Q2004		
E	0	0
C	0	0
B	0.7	0.7

<DV MAIN>

MODE PIN NO.	REC	PLAY
IC3001	-	-
IC3002		
1	0	0.4
2	0	0
3	0	0
4	0.5	1.5
5	0.7	0
6	2.9	0
7	0	0
8	3.0	2.9
IC3003		
1	3.0	2.9
2	1.0	0.9
3	0	0
4	0	0
5	0	0
6	0.5	1.5
7	2.3	2.3

MODE PIN NO.	REC	PLAY
8	3.0	2.9
IC3004		
1	0.5	0
2	0.5	0
3	0	0
4	0.8	2.9
5	2.9	2.9
IC3006		
1	2.9	2.9
2	0	0
3	0	0
4	0	0
5	2.9	2.9
6	0	0
7	1.0	1.5
8	1.3	0.7
9	1.3	1.3
10	0	0
11	0	0
12	2.9	2.9
13	0	0
14	0	0
15	0.5	0.5
16	0	0

<PRE/REC>

MODE PIN NO.	REC	PLAY
IC3501		
1	0	0
2	1.1	1.1
3	0	0
4	0	0
5	0	2.5
6	3.3	0
7	1.4	0
8	0	0
9	1.6	3.0
10	0	1.6
11	3.0	0
12	0	0
13	4.8	4.8
14	0	0
15	0	0
16	0	0
17	0	0
18	3.7	1.7
19	3.4	1.7
20	3.5	0
21	3.7	1.7
22	0	0
23	3.7	1.7
24	3.5	1.7
25	3.5	1.7
26	3.7	1.7
27	0	0
28	2.3	2.5
29	3.4	1.7
30	3.4	1.7
31	2.4	2.5
32	0	0

MODE PIN NO.	REC	PLAY
33	0	0
34	0	0
35	1.8	1.8
36	0.4	0
37	3.0	3.0
38	0	3.0
39	3.0	3.0
40	1.5	1.5
41	0	3.0
42	3.0	0
43	4.8	4.8
44	2.9	0
45	0	0
46	0	1.9
47	0	2.0
48	4.7	3.0
49	4.4	2.8
50	0.4	1.6
51	1.2	1.2
52	0.8	1.5
53	0	0
54	3.2	2.6
55	2.5	1.9
56	1.1	1.1
57	2.5	1.9
58	2.5	1.3
59	0	0
60	1.2	1.2
61	3.4	1.9
62	2.5	1.9
63	2.5	1.3
64	2.5	1.9

<V OUT>

MODE PIN NO.	REC	PLAY
IC3701		
1	0	0
2	2.3	2.3
3	0	0
4	0	0
5	0	0
6	0	0
7	1.9	1.9
8	0	0
9	2.3	2.3
10	0	0
11	2.0	2.0
12	2.2	2.2
13	4.8	4.8
14	1.8	1.8
15	1.9	1.9
16	4.8	4.8
Q3701		
1(E)	1.1	1.1
2(E)	1.2	0
3(B)	0.6	0.6
4(C)	0	0
5(B)	0	0.5

MODE PIN NO.	REC	PLAY
6(C)	0	0
Q3702		
1(E)	0	0
2(B)	0	0
3(C)	0	0
4(E)	4.7	0
5(B)	4.7	4.8
6(C)	0	0
Q3703		
E	0	0
C	4.8	4.8
B	0	0

<ANA IN>

MODE PIN NO.	REC	PLAY
IC3901		
1	0	0
2	2.9	2.9
3	1.0	1.0
4	0	0
5	0	0
6	1.6	1.6
7	0.6	0.6
8	1.0	1.0
9	0	0
10	2.9	2.9
11	0.4	0.4
12	0	0
13	0	0
14	3.0	3.0
15	0	0
16	0	0
17	0	0
18	0	0
19	0	0
20	0	0
21	0	0
22	0	0
23	1.8	1.8
24	2.8	2.8
25	1.5	1.5
26	1.0	0.9
27	0.9	0.9
28	0.9	0.9
29	1.4	1.4
30	0	0
31	3.0	3.0
32	1.5	1.5
33	1.2	1.2
34	1.1	1.1
35	0.8	0.8
36	2.8	2.8
37	1.5	1.5
38	0.9	0.9
39	0.9	0.9
40	0.9	0.9
41	1.4	1.4
42	1.1	1.1

MODE PIN NO.	REC	PLAY
43	1.1	1.1
44	1.1	1.1
45	0.8	0.8
46	0	0
47	0	0
48	0	0
49	0.4	0.4
50	2.7	2.7
51	2.8	2.8
52	0	0
53	1.8	1.8
54	1.2	1.7
55	3.1	3.1
56	0	0
57	0	0
58	3.0	3.0
59	0	0
60	0	0
61	1.4	1.4
62	0	0
63	3.0	0
64	0	0
65	0	0
66	0	0
67	0	0
68	0	0
69	0	0
70	0	0
71	0	0
72	0	0
73	3.0	3.0
74	1.1	1.1
75	0	0
76	0	0
77	1.7	1.7
78	0	0
79	1.1	1.1
80	0.5	0.5
IC3951		
1	3.0	3.0
2	1.9	1.9
3	4.7	4.8
4	1.7	1.7
5	0	0
6	2.2	2.2
Q3951		
1(E)	0	0
2(B)	0.4	0
3(C)	0	0
4(E)	0	2.0
5(B)	1.4	0
6(C)	4.8	4.8
Q3952		
E	0	0
C	0	0
B	3.0	3.0
Q3953		
1(E)	0	0
2(B)	0.4	0.4
3(C)	0	0
4(E)	4.8	0
5(B)	4.8	4.8
6(C)	4.8	4.8

MODE PIN NO.	REC	PLAY
Q3954		
E	0	0
C	4.8	4.8
B	0	0

<CAM DSP>

MODE PIN NO.	REC	PLAY
IC4201		
1	0	0
2	1.1	0
3	1.1	0
4	1.0	0
5	0.7	0
6	0.7	0
7	2.2	3.0
8	0.5	0
9	0.7	0
10	0.4	0
11	0	0
12	0	0
13	0	0
14	0	0
15	2.9	3.0
16	1.2	0
17	2.8	0
18	2.1	0
19	0	0
20	2.4	0
21	0	0
22	0	0
23	3.0	0
24	0	0
25	0	0
26	1.9	0
27	1.4	0
28	1.9	0
29	2.1	0
30	0	0
31	3.0	3.0
32	1.9	0
33	0.9	0
34	1.4	0
35	1.2	0
36	0	0
37	0	0
38	3.0	3.0
39	0	0
40	0	0
41	3.0	3.0
42	0	0
43	3.0	3.0
44	3.0	0
45	0	1.5
46	3.0	3.0
47	0	0
48	0	0
IC4202		
1	4.8	4.8
2	0	0
3	1.2	1.2

MODE PIN NO.	REC	PLAY
4	3.0	3.0
5	4.8	4.8
IC4301	-	-
IC4302		
1	0	0
2	0	1.4
3	1.4	0.9
4	0.9	0.9
5	0.9	0.9
6	0.9	0.9
7	0.8	0.8
8	1.2	1.2
9	1.2	1.3
10	1.8	1.9
11	1.0	1.1
12	1.2	1.0
13	1.2	1.1
14	1.3	1.1
15	1.3	1.4
16	0	0
17	2.7	2.6
18	2.9	2.9
19	0	3.0
20	0	0
21	3.0	3.0
22	2.7	2.7
23	2.7	2.7
24	0	0
25	1.3	1.5
26	1.5	1.4
27	1.4	1.3
28	1.3	1.3
29	1.2	1.2
30	1.8	1.8
31	1.5	1.5
32	1.4	1.3
33	1.1	1.1
34	1.2	1.3
35	1.1	0
36	1.1	1.2
37	1.6	1.6
38	0	0
Q4301		
1(E)	0.9	0.9
2(E)	0.9	0.9
3(B)	0	0
4(C)	0	0
5(B)	0	0
6(C)	0	0
Q4302		
1(E)	1.2	1.2
2(E)	0	0.9
3(B)	0	0
4(C)	0	0
5(B)	0.6	0.6
6(C)	0	0

<OP DRIVE>

MODE PIN NO.	REC	PLAY
IC4802		
1	2.9	2.9
2	2.6	2.6
3	2.6	2.6
4	0	0
5	2.6	2.6
6	2.6	2.6
7	2.6	2.6
8	4.7	4.7
IC4803		
1	1.0	1.0
2	0	0
3	0	0
4	0	0
5	2.6	2.6
6	2.6	2.6
7	2.4	3.3
8	4.7	4.8
IC4804		
1	2.2	0
2	2.4	3.0
3	2.4	2.9
4	0	0
5	1.8	3.0
6	1.8	3.0
7	1.2	0
8	4.7	4.8
IC4806		
1	2.4	3.0
2	2.4	3.0
3	2.4	3.0
4	0	0
5	3.0	3.0
6	0.6	0
7	0.6	0
8	3.0	3.0
IC4851		
1	0	0
2	0.6	0.6
3	0	0.4
4	0.4	0
5	0	0.4
6	-	-
7	-	-
8	-	-
9	-	-
10	-	-
11	-	-
12	-	-
13	-	-
14	-	-
15	-	-
16	-	-
17	-	-
18	-	-
19	-	-
20	0	0
21	0.7	0
22	0	0
23	4.8	4.8
24	0	0
25	0	0
26	0	0

MODE PIN NO.	REC	PLAY
27	4.8	4.8
28	0	0
29	0	0
30	0	0
31	3.0	3.0
32	0	0
33	0	0
34	1.3	1.5
35	3.0	3.0
36	1.4	1.4
37	1.4	1.4
38	3.1	3.1
Q4801		
E	0	0
C	2.3	2.3
B	1.0	1.0
Q4851		
E	0	0
C	3.8	3.8
B	0	0

<TG/DRV>

MODE PIN NO.	REC	PLAY
IC5501		
1	-0.5	-0.7
2	2.4	0
3	2.9	0
4	2.9	2.9
5	0	0
6	2.9	2.9
7	0	0
8	0.5	0
9	0	0
10	2.9	2.9
11	1.4	0
12	2.9	2.9
13	0	0
14	1.2	0
15	0	0
16	2.9	2.9
17	2.2	0
18	2.2	0
19	2.2	0
20	0	0
21	0	0
22	0	0
23	0	0
24	2.9	2.9
25	1.3	0
26	3.0	3.0
27	0	0
28	1.2	1.8
29	0	0
30	1.3	1.5
31	0	0
32	0	0
33	2.9	2.9
34	1.5	0
35	1.2	0
36	2.9	0

MODE PIN NO.	REC	PLAY
37	2.9	0
38	3.0	3.0
39	0	0
40	0	0
41	-6.3	0
42	0	11.9
43	11.9	11.9
44	-6.2	11.9
45	-6.6	-6.7
46	-6.6	0
47	0	0
48	2.9	0

<REG>

MODE PIN NO.	REC	PLAY
IC6001		
1	8.0	8.0
2	10.4	10.4
3	0	0
4	0	0
IC6101		
1	3.1	3.1
2	3.1	3.1
3	3.1	3.1
4	1.5	1.5
5	3.1	3.1
6	0	0
7	1.3	1.3
8	11.0	11.0
9	1.0	1.0
10	1.2	1.2
11	2.1	2.1
12	0	0
13	0	0
14	0	0
15	0	0
16	0	0
17	0	0
18	0	0
19	2.2	2.2
20	0.9	0.9
21	0	0
22	2.2	2.2
23	1.0	1.0
24	0.6	0.6
25	1.0	1.0
26	0.5	0.5
27	1.0	1.0
28	0.8	0.8
29	1.0	1.0
30	0.9	0.9
31	0	0
32	0	0
33	0.5	0.5
34	0	0
35	0	0
36	0.5	0.5
37	0.8	0.8
38	0	0
39	1.0	1.0

MODE PIN NO.	REC	PLAY
40	0	0
41	2.4	2.4
42	1.1	1.1
43	0	0
44	2.1	2.1
45	2.1	2.1
46	2.1	2.1
47	8	8
48	1.0	1.0
49	1.1	1.1
50	2.1	2.1
51	11.0	11.0
52	0	0
53	10.2	10.2
54	9.4	9.4
55	4.7	4.7
56	6.1	6.1
57	9.3	9.3
58	7.9	7.9
59	0	0
60	11.0	11.0
61	0	0
62	10.3	10.3
63	1.3	1.3
64	1.0	1.0
Q6001		
E	0	0
C	0	0
B	3.0	3.0
Q6002		
D	10.4	10.4
S	0	0
G	0	0
Q6003		
D	0	0
S	4.1	4.1
G	0	3.1
Q6004		
E	11.0	11.0
C	3.0	3.0
B	10.4	10.4
Q6101		
D	0	0
S	0	0
G	0	0
Q6102		
D	0	0
S	0	0
G	3.0	3.0
Q6201		
D	3.0	3.0
S	11.0	11.0
G	7.9	7.9
Q6202		
E	0	3.0
C	2.5	2.5
B	2.3	2.3
Q6203		
1(D)	1.8	1.8
2(D)	1.8	1.8
3(G)	9.3	9.3
4(S)	11.0	11.0
5(D)	1.8	1.8

MODE PIN NO.	REC	PLAY
6(D)	1.8	1.8
Q6204		
D	4.8	4.8
S	11.0	11.0
G	6.2	6.2
Q6205		
E	4.8	4.8
C	0	0
B	4.8	4.8
Q6206		
E	0	0
C	4.8	4.8
B	0	0
Q6207		
E	0	0
C	4.8	4.8
B	0	0
Q6208		
1(D)	1.7	1.7
2(D)	1.7	1.7
3(G)	9.4	9.4
4(S)	11.0	11.0
5(D)	1.7	1.7
6(D)	1.7	1.7
Q6210		
1(D)	0.9	0.9
2(D)	0.9	0.9
3(G)	10.2	0
4(S)	11.0	11.0
5(D)	0.9	0.9
6(D)	0.9	0
Q6211		
D	0	0
S	11.0	11.0
G	4.7	4.7
Q6212		
1(E)	4.3	4.3
2(B)	4.8	4.8
3(C)	15.0	15.0
4(E)	0	4.3
5(B)	5.0	4.9
6(C)	14.4	14.4
Q6213		
E	15.0	15.0
C	11.9	11.9
B	14.4	14.4
Q6214		
E	0	0
C	15.0	15.0
B	0	-1.1
Q6215		
1(E)	-6.0	-6.1
2(B)	-6.5	-6.6
3(C)	-15.3	-15.3
4(E)	-6.1	-6.1
5(B)	-6.6	-6.7
6(C)	-13.3	-15.2
Q6216		
E	-13.9	-15.3
C	-6.6	-6.7
B	-13.9	-15.2
Q6217		
1(E)	0	0

MODE PIN NO.	REC	PLAY
2(B)	0	0
3(C)	0	0
4(E)	0	11.0
5(B)	11.0	11.0
6(C)	11.0	11.0
Q6701		
1(D)	0	0
2(D)	0	0
3(G)	11.0	11.0
4(S)	11.0	11.0
5(D)	0	0
6(D)	0	0

<DSC/USB>

MODE PIN NO.	REC	PLAY
IC8001		
1	1.0	1.0
2	1.0	1.0
3	1.0	1.0
4	1.0	1.0
5	1.0	1.0
6	1.0	1.0
7	1.0	1.0
8	1.0	1.0
9	1.0	1.0
10	0	0
11	0.7	0.7
12	0.6	0.6
13	1.5	1.6
14	0.4	0.4
15	0.4	0.4
16	0.4	0.4
17	0.4	0
18	0	0
19	1.0	1.0
20	0	0
21	0	0
22	0.5	0.5
23	0.4	0.4
24	0.4	0.4
25	0.4	0.4
26	0.4	0.4
27	0.4	0.4
28	0	0
29	0	0
30	1.0	0
31	1.0	1.0
32	0	1.0
33	1.0	1.0
34	0	1.0
35	1.0	1.0
36	1.0	1.0
37	0	0
38	0.7	0.7
39	0.7	0.7
40	0.7	0.7
41	0.7	1.0
42	1.0	1.0

MODE PIN NO.	REC	PLAY
43	1.0	1.0
44	1.0	1.0
45	0	0
46	0.4	0.4
47	0.4	0.4
48	0.4	0.4
49	0.4	0.4
50	0.4	0.4
51	0.4	0.4
52	0.4	0.4
53	0.4	0.4
54	0	0
55	1.0	1.0
56	0.4	0.4
57	0.4	0.4
58	0.4	0.4
59	0.4	0.4
60	0.4	0.4
61	0	0.4
62	0.4	0.4
63	0.4	0.4
64	0.6	0.6
65	0.6	0.6
66	0.6	0
67	0.6	0.6
68	0.7	0.7
69	0.7	0.7
70	0.7	0.7
71	0.7	0.7
72	0	0
73	1.0	1.0
74	1.0	1.0
75	1.0	1.0
76	1.0	1.0
77	1.0	1.0
78	1.0	1.0
79	1.0	1.0
80	0	0
81	0	0
82	0.8	0.8
83	0.8	0.8
84	0.6	0.6
85	0	0
86	0.6	0.6
87	1.0	1.0
88	1.0	1.0
89	0	0
90	0	0
91	0	0
92	0	0
93	1.0	1.0
94	0	0
95	1.0	1.0
96	0.5	0.5
97	1.0	1.0
98	0	0
99	1.0	1.0
100	1.0	1.0
101	1.0	1.0
102	1.0	1.0
103	1.0	1.0
104	1.0	1.0
105	1.0	1.0

MODE PIN NO.	REC	PLAY
106	1.0	1.0
107	1.0	1.0
108	1.0	1.0
109	0	0
110	0	0
111	1.0	1.0
112	1.0	1.0
113	1.0	1.0
114	0	0
115	1.0	1.0
116	1.0	1.0
117	0.8	0.8
118	0	0
119	0	0
120	0	0
121	0	0
122	0	0
123	0	0
124	0	0
125	0	0
126	0	0
127	1.0	1.0
128	1.0	1.0
129	1.0	1.0
130	1.0	1.0
131	0.7	0.7
132	0	0
133	0	0
134	0	0
135	0	0
136	0	0
137	0	0
138	0	0
139	0	0
140	0	0
141	0	0
142	0	0
143	0	0
144	0	0
IC8002		
1	1.0	1.0
2	0	1.0
3	1.0	1.0
4	1.0	1.0
5	1.0	1.0
6	0	0
7	1.0	1.0
8	0	1.0
9	0	1.0
10	1.0	1.0
11	1.0	1.0
12	1.0	1.0
13	0	1.0
14	1.0	1.0
15	0	0
16	0	0
17	0	0
18	0	0
19	0	0
20	0.5	0.5
21	0.5	0.5
22	1.0	1.0
23	1.0	1.0

MODE PIN NO.	REC	PLAY
24	1.0	1.0
25	0	0
26	1.0	1.0
27	1.0	1.0
28	1.0	1.0
29	1.0	1.0
30	1.0	1.0
31	0	0
32	0.8	0.6
33	0.8	0.6
34	0.8	0.6
35	0.8	0.6
36	1.0	1.0
37	0	1.0
38	1.0	1.0
39	1.0	1.0
40	1.0	1.0
41	1.0	1.0
42	0	0
43	0	0
44	1.0	1.0
45	1.0	1.0
46	0.9	0.6
47	0.9	0.6
48	0.9	0.6
49	0.9	0.6
50	0	0
51	1.0	1.0
52	1.0	1.0
53	1.0	1.0
54	1.0	1.0
55	1.0	1.0
56	0	0
57	1.3	1.0
58	1.0	1.0
59	0	0
60	0	0
61	1.0	1.0
62	1.0	1.0
63	1.0	1.0
64	1.0	1.0
65	0	0
66	0	0
67	1.0	1.0
68	1.0	1.0
69	1.0	1.0
70	1.0	1.0
71	1.0	1.0
72	1.0	1.0
73	0	1.0
74	0	1.0
75	1.0	0
76	0	1.0
77	0	1.0
78	0	1.0
79	0	1.0
80	1.0	1.0
81	1.0	0
82	0	0
83	1.0	1.0
84	0	0
85	1.0	1.0
86	1.0	1.0

MODE PIN NO.	REC	PLAY
87	1.0	1.0
88	1.0	1.0
89	1.0	1.0
90	0	0
91	1.0	1.0
92	0	0
93	1.0	1.0
94	0	1.0
95	1.0	1.0
96	0	0
97	0	0
98	0	0
99	0	0
100	0	0
IC8003		
1	1.0	1.0
2	1.0	1.0
3	1.0	1.0
4	1.0	1.0
5	1.0	1.0
6	1.0	1.0
7	1.0	1.0
8	1.0	1.0
9	1.0	1.0
10	0	0
11	1.0	1.0
12	0	0
13	0	0
14	0	0
15	0.7	0.7
16	1.0	1.6
17	1.0	1.0
18	1.0	1.0
19	1.0	1.0
20	1.0	1.0
21	1.0	0
22	1.0	1.0
23	1.0	1.0
24	1.0	1.0
25	1.0	1.0
26	1.0	1.0
27	0	0
28	1.0	1.0
29	0	0
30	0	0
31	1.0	1.0
32	0.9	0.7
33	1.0	1.0
34	0.9	0.7
35	1.0	1.0
36	0.8	0.8
37	1.0	1.0
38	0	0
39	0.9	0.7
40	0	0
41	0.9	0.7
42	0	0
43	0.9	0.7
44	0	0
45	0.9	0.7
46	0	0
47	1.0	1.0
48	1.0	1.0

MODE PIN NO.	REC	PLAY
IC8004		
1	4.8	0
2	0	0
3	0	0
4	0	0
5	1.0	1.0
IC8006		
1	0.5	0.5
2	0.5	0.5
3	1.0	1.0
4	0	0
5	0	0
6	0.6	0.6
7	0.6	0.6
8	1.0	1.0
IC8007		
1	1.0	1.0
2	1.0	1.0
3	1.0	1.0
4	0	0
5	0	0
6	1.0	1.0
7	1.0	1.0
8	1.0	1.0
IC8051		
1	0.7	0.7
2	1.0	1.0
3	0	0
4	1.0	1.0
5	1.0	1.0
IC8052		
1	0.5	0.5
2	0	0
3	0	0
4	0	0
5	0.7	0.7
6	0	0
7	0	0
8	1.0	1.0
IC8401	-	-
IC8402		
1	0	0
2	0	0
3	0	0
4	0	0
Q8001		
E	4.8	4.8
C	1.0	1.0
B	4.8	4.8
Q8401		
E	3.3	3.3
C	0	3.3
B	1.5	1.5

<JACK>

MODE PIN NO.	REC	PLAY
IC501		
1	1.9	1.9
2	1.9	1.9
3	1.9	1.9
4	0	0
5	1.9	1.9
6	1.9	1.9
7	1.4	1.4
8	4.8	4.8
IC502		
1	0	0
2	0	0
3	4.8	4.8
4	4.8	4.8
Q501		
E	0	0
C	4.2	4.2
B	-	-

<B/W VF>

MODE PIN NO.	REC	PLAY
IC7101	-	-
1Q7101	-	-

<MONITOR>

MODE PIN NO.	EE
IC7601	
1	0
2	7.1
3	2.4
4	2.4
5	2.4
6	2.4
7	2.4
8	2.4
9	2.4
10	0
11	0
12	5.9
13	0
14	6.0
15	6.0
16	6.0
17	6.0
18	6.0
19	6.0
20	1.7
21	1.4
22	0
23	1.2
24	0.4
25	0
26	1.1
27	0.9
28	1.3
29	2.9
30	1.1
31	0
32	0.5
33	0
34	0
35	0
36	3.0
37	0
38	0
39	3.0
40	0.9
41	1.5
42	2.9
43	2.9
44	0
45	2.9
46	2.7
47	2.4
48	0
IC7602	
1	11.8
2	0.5
3	0.5
4	0
5	4.8
6	4.8
7	7.1
8	11.9
IC7603	
1	0.7
2	3.1
3	0
4	3.0

<LCD BL>

MODE PIN NO.	EE
5	3.0
6	0.7
7	0
8	0
IC7604	
1	1.0
2	3.0
3	2.3
4	1.0
5	3.1
6	0
7	0
8	0
9	1.0
10	0
11	0
12	1.0
13	0
14	3.0
Q7601	
E	-9.1
C	0
B	-8.6
Q7602	
E	0
C	0
B	-8.5
Q7603	
E	-8.6
C	0
B	-8.2
Q7604	
E	-8.6
C	-14.7
B	-9.1
Q7605	
E	2.9
C	2.9
B	0
Q7606	
E	0
C	0
B	2.9
Q7607	
1(E)	0
2(B)	6.3
3(C)	0
4(E)	0
5(B)	5.7
6(C)	11.9
Q7608	
E	0
C	0
B	3.1
Q7609	
E	0
C	4.7
B	0
Q7610	
E	4.8
C	1.4
B	4.7

MODE PIN NO.	EE
IC751	
1	0
2	4.5
3	0
4	0
5	3.1
6	0
7	0
8	0
9	0
10	0
Q7501	
E	0
C	4.5
B	0.4
Q7502	
E	0
C	4.5
B	0.4
Q7503	
E	4.6
C	0
B	0
Q7504	
E	0
C	0
B	0.7

<CCD>

MODE PIN NO.	EE
Q5001	
E	0
C	8.1
B	0